

List of Allotments and Sub-Allotments  
As of September 30, 2017

Department: JUDICIARY  
Agency: SUPREME COURT AND LOWER COURTS  
Operating Unit:  
Organization Code (UACS): 29 001 00 0000  
Funding Source Code (as clustered): 101 407

x	Current Year Appropriations
	Continuing Appropriations
	Supplemental Appropriations


1	Allotments/Sub-Allotments		Funding Source		Allotments/Sub-Allotments received from Cos/Ros				Sub-Allotments to Regions/ Operating Units				Total Allotments/Net of Sub-Allotments			
	Number	Date	Description	UACS Code	PS	MOOE	CO	Total	PS	MOOE	CO	Total	PS	MOOE	CO	Total
2	3	4	5	6	7	8	9=(6+7+8)	10	11	12	13=(10+11+12)	14=(6+10)	15=(7+11)	16=(8+12)	17=(14+15+16)	
<b>A. Allotments received from DBM</b>																
	Comprehensive Release per Annex A of NBC No. 567	January 4, 2017	Agency Specific Budget	1 01 101	20,825,244,000.00	4,945,133,000.00	3,224,310,000.00	28,995,687,000.00				-	20,825,244,000.00	4,945,133,000.00	3,224,310,000.00	28,995,687,000.00
	GARO No. 2017-1	January 3, 2017	RLIP	50103010	803,430,000.00			803,430,000.00				-	803,430,000.00	-	-	803,430,000.00
1	BMB-D-17-0000005	January 5, 2017	PGF	1 01 407	1,430,451.00			1,430,451.00				-	1,430,451.00	-	-	1,430,451.00
2	BMB-D-17-0000024	January 9, 2017	PGF	1 01 407	1,162,301.00			1,162,301.00				-	1,162,301.00	-	-	1,162,301.00
3	BMB-D-17-0000082	January 12, 2017	PGF	1 01 407	140,047.00			140,047.00				-	140,047.00	-	-	140,047.00
4	BMB-D-17-0000124	January 13, 2017	PGF	1 01 407	824,995.00			824,995.00				-	824,995.00	-	-	824,995.00
5	BMB-D-17-0000256	January 23, 2017	PGF	1 01 407	1,143,707.00			1,143,707.00				-	1,143,707.00	-	-	1,143,707.00
6	BMB-D-17-0000314	January 24, 2017	PGF	1 01 407	1,398,598.00			1,398,598.00				-	1,398,598.00	-	-	1,398,598.00
7	BMB-D-17-0000556	January 30, 2017	PGF	1 01 407	1,626,296.00			1,626,296.00				-	1,626,296.00	-	-	1,626,296.00
8	BMB-D-17-0000609	January 31, 2017	PGF	1 01 407	1,297,057.00			1,297,057.00				-	1,297,057.00	-	-	1,297,057.00
9	BMB-D-17-0000672	February 2, 2017	PGF	1 01 407	268,325.00			268,325.00				-	268,325.00	-	-	268,325.00
10	BMB-D-17-0000736	February 3, 2017	PGF	1 01 407	6,236,814.00			6,236,814.00				-	6,236,814.00	-	-	6,236,814.00
11	BMB-D-17-0001536	February 15, 2017	PGF	1 01 407	1,360,319.00			1,360,319.00				-	1,360,319.00	-	-	1,360,319.00
12	BMB-D-17-0001801	February 17, 2017	PGF	1 01 407	1,823,370.00			1,823,370.00				-	1,823,370.00	-	-	1,823,370.00
13	BMB-D-17-0002094	February 23, 2017	PGF	1 01 407	2,041,649.00			2,041,649.00				-	2,041,649.00	-	-	2,041,649.00
14	BMB-D-17-0002121	February 23, 2017	PGF	1 01 407	1,172,953.00			1,172,953.00				-	1,172,953.00	-	-	1,172,953.00
15	BMB-D-17-0002463	March 1, 2017	PGF	1 01 407	2,434,100.00			2,434,100.00				-	2,434,100.00	-	-	2,434,100.00
16	BMB-D-17-0002470	March 1, 2017	PGF	1 01 407	1,089,339.00			1,089,339.00				-	1,089,339.00	-	-	1,089,339.00
17	BMB-D-17-0002545	March 2, 2017	PGF	1 01 407	7,501,134.00			7,501,134.00				-	7,501,134.00	-	-	7,501,134.00
18	BMB-D-17-0002647	March 3, 2017	PGF	1 01 407	1,718,505.00			1,718,505.00				-	1,718,505.00	-	-	1,718,505.00
19	BMB-D-17-0003060	March 9, 2017	PGF	1 01 407	1,036,261.00			1,036,261.00				-	1,036,261.00	-	-	1,036,261.00
20	BMB-D-17-0003230	March 13, 2017	PGF	1 01 407	2,542,716.00			2,542,716.00				-	2,542,716.00	-	-	2,542,716.00
21	BMB-D-17-0003393	March 14, 2017	PGF	1 01 407	2,105,313.00			2,105,313.00				-	2,105,313.00	-	-	2,105,313.00
22	BMB-D-17-0003825	March 21, 2017	PGF	1 01 407	885,588.00			885,588.00				-	885,588.00	-	-	885,588.00
23	BMB-D-17-0004142	March 24, 2017	PGF	1 01 407	8,334,392.00			8,334,392.00				-	8,334,392.00	-	-	8,334,392.00
24	BMB-D-17-0004230	March 28, 2017	PGF	1 01 407	4,951,690.00			4,951,690.00				-	4,951,690.00	-	-	4,951,690.00
25	BMB-D-17-0004231	March 28, 2017	PGF	1 01 407	2,029,218.00			2,029,218.00				-	2,029,218.00	-	-	2,029,218.00
26	BMB-D-17-0004321	March 29, 2017	PGF	1 01 407	5,879,811.00			5,879,811.00				-	5,879,811.00	-	-	5,879,811.00
27	BMB-D-17-0004419	March 30, 2017	PGF	1 01 407	588,933.00			588,933.00				-	588,933.00	-	-	588,933.00
28	BMB-D-17-0004435	March 31, 2017	PGF	1 01 407	2,092,143.00			2,092,143.00				-	2,092,143.00	-	-	2,092,143.00
29	BMB-D-17-0004715	April 5, 2017	PGF	1 01 407	9,670,478.00			9,670,478.00				-	9,670,478.00	-	-	9,670,478.00
30	BMB-D-17-0004719	April 5, 2017	PGF	1 01 407	230,123.00			230,123.00				-	230,123.00	-	-	230,123.00
31	BMB-D-17-0004914	April 10, 2017	PGF	1 01 407	1,072,382.00			1,072,382.00				-	1,072,382.00	-	-	1,072,382.00
32	BMB-D-17-0005180	April 12, 2017	PGF	1 01 407	1,560,723.00			1,560,723.00				-	1,560,723.00	-	-	1,560,723.00
33	BMB-D-17-0005467	April 20, 2017	PGF	1 01 407	431,916.00			431,916.00				-	431,916.00	-	-	431,916.00
34	BMB-D-17-0005618	April 24, 2017	PGF	1 01 407	1,580,630.00			1,580,630.00				-	1,580,630.00	-	-	1,580,630.00
35	BMB-D-17-0005621	April 24, 2017	PGF	1 01 407	2,891,067.00			2,891,067.00				-	2,891,067.00	-	-	2,891,067.00
36	BMB-D-17-0006064	May 4, 2017	PGF	1 01 407	185,756.00			185,756.00				-	185,756.00	-	-	185,756.00
37	BMB-D-17-0006142	May 5, 2017	PGF	1 01 407	449,449.00			449,449.00				-	449,449.00	-	-	449,449.00
38	BMB-D-17-0006245	May 8, 2017	PGF	1 01 407	6,872,343.00			6,872,343.00				-	6,872,343.00	-	-	6,872,343.00
39	BMB-D-17-0006495	May 10, 2017	PGF	1 01 407	18,003,670.00			18,003,670.00				-	18,003,670.00	-	-	18,003,670.00
40	BMB-D-17-0006576	May 11, 2017	PGF	1 01 407	114,892.00			114,892.00				-	114,892.00	-	-	114,892.00
41	BMB-D-17-0006683	May 11, 2017	PGF	1 01 407	207,727.00			207,727.00				-	207,727.00	-	-	207,727.00
42	BMB-D-17-0006932	May 16, 2017	PGF	1 01 407	8,639,787.00			8,639,787.00				-	8,639,787.00	-	-	8,639,787.00
43	BMB-D-17-0007105	May 19, 2017	PGF	1 01 407	2,243,705.00			2,243,705.00				-	2,243,705.00	-	-	2,243,705.00
44	BMB-D-17-0007271	May 22, 2017	PGF	1 01 407	2,948,646.00			2,948,646.00				-	2,948,646.00	-	-	2,948,646.00
45	BMB-D-17-0007387	May 24, 2017	PGF	1 01 407	5,878,179.00			5,878,179.00				-	5,878,179.00	-	-	5,878,179.00

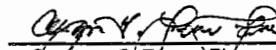
Allotments/Sub-Allotments		Funding Source			Allotments/Sub-Allotments received from Cos/Ros				Sub-Allotments to Regions/ Operating Units				Total Allotments/Net of Sub-Allotments			
Number	Date	Description	UACS Code	PS	MOOE	CO	Total 9=(6+7+8)	PS	MOOE	CO	Total 13=(10+11+12)	PS 14=(6+10)	MOOE 15=(7+11)	CO 16=(8+12)	Total 17=(14+15+16)	
46	May 24, 2017	PGF	1 01 407	1,036,611.00			1,036,611.00				-	1,036,611.00	-	-	1,036,611.00	
47	May 29, 2017	PGF	1 01 407	2,152,325.00			2,152,325.00				-	2,152,325.00	-	-	2,152,325.00	
48	May 29, 2017	PGF	1 01 407	6,434,583.00			6,434,583.00				-	6,434,583.00	-	-	6,434,583.00	
49	June 2, 2017	PGF	1 01 407	471,766.00			471,766.00				-	471,766.00	-	-	471,766.00	
50	June 7, 2017	PGF	1 01 407	912,073.00			912,073.00				-	912,073.00	-	-	912,073.00	
51	June 8, 2017	PGF	1 01 407	1,135,295.00			1,135,295.00				-	1,135,295.00	-	-	1,135,295.00	
52	June 8, 2017	PGF	1 01 407	344,704.00			344,704.00				-	344,704.00	-	-	344,704.00	
53	June 8, 2017	PGF	1 01 407	3,666,928.00			3,666,928.00				-	3,666,928.00	-	-	3,666,928.00	
54	June 13, 2017	PGF	1 01 407	1,434,592.00			1,434,592.00				-	1,434,592.00	-	-	1,434,592.00	
55	June 15, 2017	PGF	1 01 407	1,298,924.00			1,298,924.00				-	1,298,924.00	-	-	1,298,924.00	
56	June 22, 2017	PGF	1 01 407	1,279,229.00			1,279,229.00				-	1,279,229.00	-	-	1,279,229.00	
57	June 27, 2017	PGF	1 01 407	61,821.00			61,821.00				-	61,821.00	-	-	61,821.00	
58	June 27, 2017	PGF	1 01 407	7,190,943.00			7,190,943.00				-	7,190,943.00	-	-	7,190,943.00	
59	June 28, 2017	PGF	1 01 407	934,074.00			934,074.00				-	934,074.00	-	-	934,074.00	
60	July 4, 2017	PGF	1 01 407	202,664.00			202,664.00				-	202,664.00	-	-	202,664.00	
61	July 7, 2017	PGF	1 01 407	186,747.00			186,747.00				-	186,747.00	-	-	186,747.00	
62	July 11, 2017	PGF	1 01 407	3,223,798.00			3,223,798.00				-	3,223,798.00	-	-	3,223,798.00	
63	July 14, 2017	PGF	1 01 407	957,013.00			957,013.00				-	957,013.00	-	-	957,013.00	
64	July 18, 2017	PGF	1 01 407	1,402,735.00			1,402,735.00				-	1,402,735.00	-	-	1,402,735.00	
65	July 21, 2017	PGF	1 01 407	803,481.00			803,481.00				-	803,481.00	-	-	803,481.00	
66	July 25, 2017	PGF	1 01 407	1,134,453.00			1,134,453.00				-	1,134,453.00	-	-	1,134,453.00	
67	July 27, 2017	PGF	1 01 407	1,724,176.00			1,724,176.00				-	1,724,176.00	-	-	1,724,176.00	
68	August 8, 2017	PGF	1 01 407	12,069,522.00			12,069,522.00				-	12,069,522.00	-	-	12,069,522.00	
69	August 10, 2017	PGF	1 01 407	762,880.00			762,880.00				-	762,880.00	-	-	762,880.00	
70	August 18, 2017	PGF	1 01 407	1,705,338.00			1,705,338.00				-	1,705,338.00	-	-	1,705,338.00	
71	August 23, 2017	PGF	1 01 407	818,819.00			818,819.00				-	818,819.00	-	-	818,819.00	
72	August 23, 2017	PGF	1 01 407	4,552,930.00			4,552,930.00				-	4,552,930.00	-	-	4,552,930.00	
73	August 31, 2017	PGF	1 01 407	2,370,599.00			2,370,599.00				-	2,370,599.00	-	-	2,370,599.00	
74	September 5, 2017	PGF	1 01 407	1,863,835.00			1,863,835.00				-	1,863,835.00	-	-	1,863,835.00	
75	September 7, 2017	PGF	1 01 407	12,194.00			12,194.00				-	12,194.00	-	-	12,194.00	
76	September 7, 2017	PGF	1 01 407	146,304.00			146,304.00				-	146,304.00	-	-	146,304.00	
77	September 11, 2017	PGF	1 01 407	1,008,989.00			1,008,989.00				-	1,008,989.00	-	-	1,008,989.00	
78	September 15, 2017	PGF	1 01 407	2,029,400.00			2,029,400.00				-	2,029,400.00	-	-	2,029,400.00	
79	September 19, 2017	PGF	1 01 407	833,703.00			833,703.00				-	833,703.00	-	-	833,703.00	
80	September 22, 2017	PGF	1 01 407	3,241,137.00			3,241,137.00				-	3,241,137.00	-	-	3,241,137.00	
81	September 26, 2017	PGF	1 01 407	1,515,682.00			1,515,682.00				-	1,515,682.00	-	-	1,515,682.00	
Out of 1,291,189,000.00 RGTL in GAA the following SAROs were issued:																
1	January 6, 2017	APB	1 01 101	18,115,047.00			18,115,047.00				-	18,115,047.00	-	-	18,115,047.00	
2	January 6, 2017	APB	1 01 101	910,118.00			910,118.00				-	910,118.00	-	-	910,118.00	
3	January 9, 2017	APB	1 01 101	1,497,645.00			1,497,645.00				-	1,497,645.00	-	-	1,497,645.00	
4	January 12, 2017	APB	1 01 101	666,393.00			666,393.00				-	666,393.00	-	-	666,393.00	
5	January 13, 2017	APB	1 01 101	13,495,009.00			13,495,009.00				-	13,495,009.00	-	-	13,495,009.00	
6	January 13, 2017	APB	1 01 101	400,525.00			400,525.00				-	400,525.00	-	-	400,525.00	
7	January 18, 2017	APB	1 01 101	1,157,293.00			1,157,293.00				-	1,157,293.00	-	-	1,157,293.00	
8	January 20, 2017	APB	1 01 101	2,054,317.00			2,054,317.00				-	2,054,317.00	-	-	2,054,317.00	
9	January 23, 2017	APB	1 01 101	3,584,099.00			3,584,099.00				-	3,584,099.00	-	-	3,584,099.00	
10	January 24, 2017	APB	1 01 101	2,504,654.00			2,504,654.00				-	2,504,654.00	-	-	2,504,654.00	
11	January 24, 2017	APB	1 01 101	6,034,758.00			6,034,758.00				-	6,034,758.00	-	-	6,034,758.00	
12	January 27, 2017	APB	1 01 101	3,139,000.00			3,139,000.00				-	3,139,000.00	-	-	3,139,000.00	
13	January 31, 2017	APB	1 01 101	853,684.00			853,684.00				-	853,684.00	-	-	853,684.00	
14	February 3, 2017	APB	1 01 101	3,372,980.00			3,372,980.00				-	3,372,980.00	-	-	3,372,980.00	
15	February 7, 2017	APB	1 01 101	17,125,892.00			17,125,892.00				-	17,125,892.00	-	-	17,125,892.00	
16	February 7, 2017	APB	1 01 101	5,324,437.00			5,324,437.00				-	5,324,437.00	-	-	5,324,437.00	
17	February 15, 2017	APB	1 01 101	1,587,409.00			1,587,409.00				-	1,587,409.00	-	-	1,587,409.00	
18	February 15, 2017	APB	1 01 101	10,147,693.00			10,147,693.00				-	10,147,693.00	-	-	10,147,693.00	
19	February 16, 2017	APB	1 01 101	1,016,671.00			1,016,671.00				-	1,016,671.00	-	-	1,016,671.00	
20	February 17, 2017	APB	1 01 101	3,328,963.00			3,328,963.00				-	3,328,963.00	-	-	3,328,963.00	
21	February 17, 2017	APB	1 01 101	12,373,195.00			12,373,195.00				-	12,373,195.00	-	-	12,373,195.00	

1	Allotments/Sub-Allotments		Funding Source		Allotments/Sub-Allotments received from			Sub-Allotments to Regions/ Operating Units				Total Allotments/Net of Sub-Allotments				
	Number	Date	Description	UACS Code	PS	MOOE	CO	PS	MOOE	CO	Total	PS	MOOE	CO	Total	
22	BMB-D-17-0002002	February 21, 2017	APB	1 01 101	16,169,101.00			16,169,101.00						16,169,101.00		16,169,101.00
23	BMB-D-17-0002098	February 23, 2017	APB	1 01 101	1,392,639.00			1,392,639.00						1,392,639.00		1,392,639.00
24	BMB-D-17-0002103	February 23, 2017	APB	1 01 101	4,876,088.00			4,876,088.00						4,876,088.00		4,876,088.00
25	BMB-D-17-0002104	February 23, 2017	APB	1 01 101	6,900,987.00			6,900,987.00						6,900,987.00		6,900,987.00
26	BMB-D-17-0002268	February 28, 2017	APB	1 01 101	29,328.00			29,328.00						29,328.00		29,328.00
27	BMB-D-17-0002407	March 1, 2017	APB	1 01 101	763,766.00			763,766.00						763,766.00		763,766.00
28	BMB-D-17-0002953	March 7, 2017	APB	1 01 101	1,153,609.00			1,153,609.00						1,153,609.00		1,153,609.00
29	BMB-D-17-0003025	March 9, 2017	APB	1 01 101	7,194,735.00			7,194,735.00						7,194,735.00		7,194,735.00
30	BMB-D-17-0003061	March 9, 2017	APB	1 01 101	3,619,099.00			3,619,099.00						3,619,099.00		3,619,099.00
31	BMB-D-17-0003364	March 14, 2017	APB	1 01 101	707,905.00			707,905.00						707,905.00		707,905.00
32	BMB-D-17-0003365	March 14, 2017	APB	1 01 101	6,196,437.00			6,196,437.00						6,196,437.00		6,196,437.00
33	BMB-D-17-0003802	March 20, 2017	APB	1 01 101	3,523,790.00			3,523,790.00						3,523,790.00		3,523,790.00
34	BMB-D-17-0004143	March 24, 2017	APB	1 01 101	16,204,348.00			16,204,348.00						16,204,348.00		16,204,348.00
35	BMB-D-17-0004229	March 28, 2017	APB	1 01 101	2,922,458.00			2,922,458.00						2,922,458.00		2,922,458.00
36	BMB-D-17-0004349	March 29, 2017	APB	1 01 101	2,559,332.00			2,559,332.00						2,559,332.00		2,559,332.00
37	BMB-D-17-0004434	March 31, 2017	APB	1 01 101	1,329,975.00			1,329,975.00						1,329,975.00		1,329,975.00
38	BMB-D-17-0004436	March 31, 2017	APB	1 01 101	2,138,867.00			2,138,867.00						2,138,867.00		2,138,867.00
39	BMB-D-17-0004714	April 5, 2017	APB	1 01 101	2,279,914.00			2,279,914.00						2,279,914.00		2,279,914.00
40	BMB-D-17-0005076	April 11, 2017	APB	1 01 101	840,620.00			840,620.00						840,620.00		840,620.00
41	BMB-D-17-0005087	April 11, 2017	APB	1 01 101	16,602,873.00			16,602,873.00						16,602,873.00		16,602,873.00
42	BMB-D-17-0005617	April 24, 2017	APB	1 01 101	536,390.00			536,390.00						536,390.00		536,390.00
43	BMB-D-17-0005687	April 25, 2017	APB	1 01 101	3,630,378.00			3,630,378.00						3,630,378.00		3,630,378.00
44	BMB-D-17-0005991	May 3, 2017	APB	1 01 101	10,345,550.00			10,345,550.00						10,345,550.00		10,345,550.00
45	BMB-D-17-0005995	May 3, 2017	APB	1 01 101	432,923.00			432,923.00						432,923.00		432,923.00
46	BMB-D-17-0006138	May 5, 2017	APB	1 01 101	562,530.00			562,530.00						562,530.00		562,530.00
47	BMB-D-17-0006143	May 5, 2017	APB	1 01 101	4,875,196.00			4,875,196.00						4,875,196.00		4,875,196.00
48	BMB-D-17-0006585	May 11, 2017	APB	1 01 101	15,158,454.00			15,158,454.00						15,158,454.00		15,158,454.00
49	BMB-D-17-0006628	May 11, 2017	APB	1 01 101	1,016,803.00			1,016,803.00						1,016,803.00		1,016,803.00
50	BMB-D-17-0006696	May 12, 2017	APB	1 01 101	2,167,425.00			2,167,425.00						2,167,425.00		2,167,425.00
51	BMB-D-17-0007228	May 22, 2017	APB	1 01 101	3,770,531.00			3,770,531.00						3,770,531.00		3,770,531.00
52	BMB-D-17-0007229	May 22, 2017	APB	1 01 101	755,388.00			755,388.00						755,388.00		755,388.00
53	BMB-D-17-0007389	May 24, 2017	APB	1 01 101	2,020,541.00			2,020,541.00						2,020,541.00		2,020,541.00
54	BMB-D-17-0007583	May 29, 2017	APB	1 01 101	2,744,289.00			2,744,289.00						2,744,289.00		2,744,289.00
55	BMB-D-17-0007591	May 29, 2017	APB	1 01 101	8,891,130.00			8,891,130.00						8,891,130.00		8,891,130.00
56	BMB-D-17-0007880	June 2, 2017	APB	1 01 101	1,143,609.00			1,143,609.00						1,143,609.00		1,143,609.00
57	BMB-D-17-0007881	June 2, 2017	APB	1 01 101	4,420,382.00			4,420,382.00						4,420,382.00		4,420,382.00
58	BMB-D-17-0007906	June 2, 2017	APB	1 01 101	345,576.00			345,576.00						345,576.00		345,576.00
59	BMB-D-17-0008191	June 8, 2017	APB	1 01 101	4,195,870.00			4,195,870.00						4,195,870.00		4,195,870.00
60	BMB-D-17-0008393	June 13, 2017	APB	1 01 101	1,671,295.00			1,671,295.00						1,671,295.00		1,671,295.00
61	BMB-D-17-0008667	June 15, 2017	APB	1 01 101	848,298.00			848,298.00						848,298.00		848,298.00
62	BMB-D-17-0008851	June 21, 2017	APB	1 01 101	12,674,428.00			12,674,428.00						12,674,428.00		12,674,428.00
63	BMB-D-17-0008961	June 22, 2017	APB	1 01 101	3,775,170.00			3,775,170.00						3,775,170.00		3,775,170.00
64	BMB-D-17-0009054	June 27, 2017	APB	1 01 101	5,319,513.00			5,319,513.00						5,319,513.00		5,319,513.00
65	BMB-D-17-0009056	June 27, 2017	APB	1 01 101	234,843.00			234,843.00						234,843.00		234,843.00
66	BMB-D-17-0009069	June 27, 2017	APB	1 01 101	712,155.00			712,155.00						712,155.00		712,155.00
67	BMB-D-17-0009223	June 28, 2017	APB	1 01 101	24,276,951.00			24,276,951.00						24,276,951.00		24,276,951.00
68	BMB-D-17-0009284	June 29, 2017	APB	1 01 101	1,208,519.00			1,208,519.00						1,208,519.00		1,208,519.00
69	BMB-D-17-0009600	July 3, 2017	APB	1 01 101	17,581,332.00			17,581,332.00						17,581,332.00		17,581,332.00
70	BMB-D-17-0009627	July 4, 2017	APB	1 01 101	812,769.00			812,769.00						812,769.00		812,769.00
71	BMB-D-17-0009659	July 4, 2017	APB	1 01 101	2,824,594.00			2,824,594.00						2,824,594.00		2,824,594.00
72	BMB-D-17-0009892	July 6, 2017	APB	1 01 101	1,934,979.00			1,934,979.00						1,934,979.00		1,934,979.00
73	BMB-D-17-0009956	July 7, 2017	APB	1 01 101	1,402,550.00			1,402,550.00						1,402,550.00		1,402,550.00
74	BMB-D-17-0010271	July 11, 2017	APB	1 01 101	1,541,635.00			1,541,635.00						1,541,635.00		1,541,635.00
75	BMB-D-17-0010357	July 12, 2017	APB	1 01 101	1,879,505.00			1,879,505.00						1,879,505.00		1,879,505.00
76	BMB-D-17-0010465	July 14, 2017	APB	1 01 101	8,357,094.00			8,357,094.00						8,357,094.00		8,357,094.00
77	BMB-D-17-0010665	July 18, 2017	APB	1 01 101	2,524,153.00			2,524,153.00						2,524,153.00		2,524,153.00
78	BMB-D-17-0010685	July 18, 2017	APB	1 01 101	3,029,651.00			3,029,651.00						3,029,651.00		3,029,651.00
79	BMB-D-17-0010964	July 21, 2017	APB	1 01 101	4,431,481.00			4,431,481.00						4,431,481.00		4,431,481.00
80	BMB-D-17-0010965	July 21, 2017	APB	1 01 101	1,315,686.00			1,315,686.00						1,315,686.00		1,315,686.00
81	BMB-D-17-0011085	July 24, 2017	APB	1 01 101	10,101,498.00			10,101,498.00						10,101,498.00		10,101,498.00
82	BMB-D-17-0011107	July 25, 2017	APB	1 01 101	291,211.00			291,211.00						291,211.00		291,211.00
83	BMB-D-17-0011107	July 26, 2017	APB	1 01 101	7,741,148.00			7,741,148.00						7,741,148.00		7,741,148.00

Allotments/Sub-Allotments			Funding Source		Allotments/Sub-Allotments received from				Sub-Allotments to Regions/ Operating Units				Total Allotments/Net of Sub-Allotments			
Number	Date	Description	UACS Code	PS	MOOE	CO	Total	PS	MOOE	CO	Total	PS	MOOE	CO	Total	
2	3	4	5	6	7	8	9=(6+7+8)	10	11	12	13=(10+11+12)	14=(6+10)	15=(7+11)	16=(8+12)	17=(14+15+16)	
84	BMB-D-17-0011223	July 26, 2017	APB	1 01 101	13,620,819.00		13,620,819.00				-	13,620,819.00	-	-	13,620,819.00	
85	BMB-D-17-0011410	July 31, 2017	APB	1 01 101	3,186,224.00		3,186,224.00				-	3,186,224.00	-	-	3,186,224.00	
86	BMB-D-17-0011430	July 31, 2017	APB	1 01 101	242,858.00		242,858.00				-	242,858.00	-	-	242,858.00	
87	BMB-D-17-0011431	July 31, 2017	APB	1 01 101	7,407,948.00		7,407,948.00				-	7,407,948.00	-	-	7,407,948.00	
88	BMB-D-17-0011778	August 3, 2017	APB	1 01 101	332,499.00		332,499.00				-	332,499.00	-	-	332,499.00	
89	BMB-D-17-0012080	August 8, 2017	APB	1 01 101	12,555,133.00		12,555,133.00				-	12,555,133.00	-	-	12,555,133.00	
90	BMB-D-17-0012088	August 8, 2017	APB	1 01 101	152,428.00		152,428.00				-	152,428.00	-	-	152,428.00	
91	BMB-D-17-0012195	August 9, 2017	APB	1 01 101	9,891,534.00		9,891,534.00				-	9,891,534.00	-	-	9,891,534.00	
92	BMB-D-17-0012197	August 9, 2017	APB	1 01 101	710,093.00		710,093.00				-	710,093.00	-	-	710,093.00	
93	BMB-D-17-0012584	August 16, 2017	APB	1 01 101	30,693,513.00		30,693,513.00				-	30,693,513.00	-	-	30,693,513.00	
94	BMB-D-17-0012692	August 17, 2017	APB	1 01 101	1,988,427.00		1,988,427.00				-	1,988,427.00	-	-	1,988,427.00	
95	BMB-D-17-0012814	August 18, 2017	APB	1 01 101	2,283,618.00		2,283,618.00				-	2,283,618.00	-	-	2,283,618.00	
96	BMB-D-17-0012197	August 22, 2017	APB	1 01 101	15,302.00		15,302.00				-	15,302.00	-	-	15,302.00	
97	BMB-D-17-0013174	August 24, 2017	APB	1 01 101	2,665,992.00		2,665,992.00				-	2,665,992.00	-	-	2,665,992.00	
98	BMB-D-17-0013412	August 29, 2017	APB	1 01 101	25,591,990.00		25,591,990.00				-	25,591,990.00	-	-	25,591,990.00	
99	BMB-D-17-0013473	August 29, 2017	APB	1 01 101	6,021,258.00		6,021,258.00				-	6,021,258.00	-	-	6,021,258.00	
100	BMB-D-17-0013508	August 31, 2017	APB	1 01 101	8,858,046.00		8,858,046.00				-	8,858,046.00	-	-	8,858,046.00	
101	BMB-D-17-0013577	August 31, 2017	APB	1 01 101	2,148,051.00		2,148,051.00				-	2,148,051.00	-	-	2,148,051.00	
102	BMB-D-17-0013953	September 5, 2017	APB	1 01 101	1,322,844.00		1,322,844.00				-	1,322,844.00	-	-	1,322,844.00	
103	BMB-D-17-0014010	September 6, 2017	APB	1 01 101	1,400,971.00		1,400,971.00				-	1,400,971.00	-	-	1,400,971.00	
104	BMB-D-17-0014636	September 13, 2017	APB	1 01 101	1,211,072.00		1,211,072.00				-	1,211,072.00	-	-	1,211,072.00	
105	BMB-D-17-0014882	September 15, 2017	APB	1 01 101	396,044.00		396,044.00				-	396,044.00	-	-	396,044.00	
106	BMB-D-17-0014883	September 15, 2017	APB	1 01 101	5,605,680.00		5,605,680.00				-	5,605,680.00	-	-	5,605,680.00	
107	BMB-D-17-0015024	September 18, 2017	APB	1 01 101	2,859,979.00		2,859,979.00				-	2,859,979.00	-	-	2,859,979.00	
108	BMB-D-17-0015066	September 19, 2017	APB	1 01 101	4,032,961.00		4,032,961.00				-	4,032,961.00	-	-	4,032,961.00	
109	BMB-D-17-0015389	September 22, 2017	APB	1 01 101	2,662,928.00		2,662,928.00				-	2,662,928.00	-	-	2,662,928.00	
110	BMB-D-17-0015516	September 25, 2017	APB	1 01 101	938,421.00		938,421.00				-	938,421.00	-	-	938,421.00	
Sub-total					21,828,701,765.00	4,945,133,000.00	3,224,310,000.00	29,998,144,765.00	-	-	-	-	21,828,701,765.00	4,945,133,000.00	3,224,310,000.00	29,998,144,765.00
B. Sub-allotments received from																
Central Office/Regional Office																
1																
5																
6																
Sub-Total																
Total Allotments																

Summary by Funding Source Code:																
Agency Specific Budget*				1 01 101	20,826,244,000.00	4,945,133,000.00	3,224,310,000.00	28,995,687,000.00					20,826,244,000.00	4,945,133,000.00	3,224,310,000.00	28,995,687,000.00
RLIP				50103010	803,430,000.00			803,430,000.00					803,430,000.00			803,430,000.00
TLRG-PGF				1 01 407	199,027,765.00			199,027,765.00					199,027,765.00			199,027,765.00
Total					21,828,701,765.00	4,945,133,000.00	3,224,310,000.00	29,998,144,765.00					21,828,701,765.00	4,945,133,000.00	3,224,310,000.00	29,998,144,765.00
TLRG-APB				1 01 101	538,385,709.00			538,385,709.00					538,385,709.00			538,385,709.00

Certified Correct:   
 Ruby D. Esteban-Garcia  
 Assistant Chief of Office

Approved by:   
 Corazon G. Ferrer-Flores  
 Deputy Clerk of Court & Chief of Office


\* Inclusive of RGTL 1,291,189,000.00

**List of Allotments and Sub-Allotments  
As of the quarter ending September 30, 2017  
(In Thousand Pesos)**

**Department: The Judiciary**  
**Agency: Presidential Electoral Tribunal**  
 Operating Unit:  
 Organization Code (UACS):  
 Funding Source Code (as clustered):

x	Current Year Appropriations
	Continuing Appropriations
	Supplemental Appropriations

No.	Allotments / Sub-Allotments		Funding Source		Allotments / Sub-Allotments received from COs / ROs				Sub-Allotment to Regions/Cooperating Unit				Total Allotments / Net of Sub-Allotments																																																																																																									
	Number	Date	Description	UACS Code	PS	MOOE	CO	Total	PS	MOOE	CO	Total	PS	MOOE	CO	Total																																																																																																						
1	2	3	4	5	6	7	8	9=(6+7+8)	10	11	12	13=(10+11+12)	14=(6+10)	15=(7+11)	16=(8+12)	17=(14+15+16)																																																																																																						
<b>A. Allotments Received from DBM</b>																																																																																																																						
1	NBC No. 567	3-Jan-17	Agency Specific Budget	01 101 101	96,874	12,592		109,466					96,874	12,592	-	109,466																																																																																																						
2	GARO 2017-1	3-Jan-17	Automatic Appropriation	01 104 102	3,136			3,136					3,136	-	-	3,136																																																																																																						
3	SARO-BMB-D-17-0003515	15-Mar-17	PGF	01 101 407	910			910					910	-	-	910																																																																																																						
4	SARO-BMB-D-17-0004175	27-Mar-17	PGF	01 101 407	1,034			1,034					1,034	-	-	1,034																																																																																																						
5	SARO-BMB-D-17-0014242	7-Sep-17	PGF	01 101 407	12			12					12																																																																																																									
6								-																																																																																																														
7								-																																																																																																														
	Sub-total				101,966	12,592	-	114,558					101,966	12,592	-	114,546																																																																																																						
<b>B. Sub-Allotments received from Central Office / Regional Office</b>																																																																																																																						
1																																																																																																																						
2																																																																																																																						
3																																																																																																																						
4																																																																																																																						
5																																																																																																																						
	Sub-total																																																																																																																					
	<b>Total Allotments</b>				<b>101,966</b>	<b>12,592</b>	<b>-</b>	<b>114,558</b>	<b>-</b>	<b>-</b>	<b>-</b>	<b>-</b>	<b>101,966</b>	<b>12,592</b>	<b>-</b>	<b>114,546</b>																																																																																																						
<table border="1"> <thead> <tr> <th colspan="17">Summary by Funding Source Code:</th> </tr> </thead> <tbody> <tr> <td></td> <td>Agency Specific Budget</td> <td>1 01 101</td> <td></td> <td></td> <td>96,874</td> <td>12,592</td> <td>-</td> <td>109,466</td> <td></td> <td></td> <td></td> <td></td> <td>96,874</td> <td>12,592</td> <td>-</td> <td>109,466</td> </tr> <tr> <td></td> <td>RLIP</td> <td>1 04 102</td> <td></td> <td></td> <td>3,136</td> <td></td> <td></td> <td>3,136</td> <td></td> <td></td> <td></td> <td></td> <td>3,136</td> <td>-</td> <td>-</td> <td>3,136</td> </tr> <tr> <td></td> <td>MPBF</td> <td>1 01 406</td> <td></td> <td></td> <td>-</td> <td></td> <td></td> <td>-</td> <td></td> <td></td> <td></td> <td></td> <td>-</td> <td>-</td> <td>-</td> <td>-</td> </tr> <tr> <td></td> <td>PGF</td> <td>1 01 407</td> <td></td> <td></td> <td>1,944</td> <td></td> <td></td> <td>1,944</td> <td></td> <td></td> <td></td> <td></td> <td>1,944</td> <td>-</td> <td>-</td> <td>1,944</td> </tr> <tr> <td></td> <td><b>Total</b></td> <td></td> <td></td> <td></td> <td><b>101,954</b></td> <td><b>12,592</b></td> <td><b>-</b></td> <td><b>114,546</b></td> <td></td> <td></td> <td></td> <td></td> <td><b>101,954</b></td> <td><b>12,592</b></td> <td><b>-</b></td> <td><b>114,546</b></td> </tr> </tbody> </table>																	Summary by Funding Source Code:																		Agency Specific Budget	1 01 101			96,874	12,592	-	109,466					96,874	12,592	-	109,466		RLIP	1 04 102			3,136			3,136					3,136	-	-	3,136		MPBF	1 01 406			-			-					-	-	-	-		PGF	1 01 407			1,944			1,944					1,944	-	-	1,944		<b>Total</b>				<b>101,954</b>	<b>12,592</b>	<b>-</b>	<b>114,546</b>					<b>101,954</b>	<b>12,592</b>	<b>-</b>	<b>114,546</b>
Summary by Funding Source Code:																																																																																																																						
	Agency Specific Budget	1 01 101			96,874	12,592	-	109,466					96,874	12,592	-	109,466																																																																																																						
	RLIP	1 04 102			3,136			3,136					3,136	-	-	3,136																																																																																																						
	MPBF	1 01 406			-			-					-	-	-	-																																																																																																						
	PGF	1 01 407			1,944			1,944					1,944	-	-	1,944																																																																																																						
	<b>Total</b>				<b>101,954</b>	<b>12,592</b>	<b>-</b>	<b>114,546</b>					<b>101,954</b>	<b>12,592</b>	<b>-</b>	<b>114,546</b>																																																																																																						

Certified Correct:  
  
**Ruby C. Esteban-Garcia**  
 Acting Assistant Chief Financial Officer  
 and Officer-in-Charge, Budget Division *Wes*

Approved:  
  
**Corazon G. Ferrer-Flores**  
 Acting Chief Financial Officer