



MONTHLY REPORT OF DISBURSEMENTS
For the month of December 2017
(In Pesos)

REVISED 02/06/2018 FAR No. 4


Department : Judiciary
Agency : Supreme Court of the Philippines and the Lower Courts
Operating Unit : _____
Organization Code (: 29-001-00-00000
Funding Source Code (as clustered): 01 1


PARTICULARS	CURRENT YEAR BUDGET					PRIOR YEAR'S BUDGET											Sub-Total	TRUST LIABILITIES				GRAND TOTAL					Remarks	
	PS	MOOE	Fin. Exp.	CO	Total	PRIOR YEAR'S AP's					CURRENT YEAR'S ACCOUNTS PAYABLE							TOTAL	PS	MOOE	CO	Total	PS	MOOE	Fin. Exp.	CO		Total
						PS	MOOE	Fin. Exp.	CO	Sub-total	PS	MOOE	Fin. Exp.	CO	Sub-total	PS												
1	2	3	4	5	6=(2+3+4+5)	7	8	9	10	11=(7+8+9+10)	12	13	14	15	16=(12+13+14+15)	17=(11+16)	18=(6+17)	19	20	21	22=(19+20+21)	23	24	25	26	27=(23+24+26)	28	
Notice of Cash Allocation (NCA)				768,750.00	3,511,374,988.53						14,296.55	1,535,656.07			1,549,952.62	1,549,952.62	3,512,924,941.15					1,735,401,765.68	1,776,754,425.47		768,750.00	3,512,924,941.15		
MDS Checks Issued	1,735,387,469.13	1,775,218,769.40		2,807,921,000.00	3,225,898,759.32												230,450,999.16					230,450,999.16	187,526,760.16		2,807,921,000.00	3,225,898,759.32		
Advice to Debit Accounts	230,450,999.16	187,526,760.16																										
Tax Remittance Advices Issued (TRA)				51,250.00	29,074,567.37												29,074,567.37					20,925,529.22	8,097,788.15		51,250.00	29,074,567.37		
Supreme Court Proper (SCP)	20,925,529.22	8,097,788.15																				104,047,300.77	1,972,322.47			106,019,623.24		
Lower Courts (LC)	104,047,300.77	1,972,322.47																										
Cash Disbursement Ceiling (CDC)																												
Non-Cash Availment Authority (NCAA)																												
TOTAL	2,090,811,298.28	1,972,815,640.18	-	2,808,741,000.00	6,872,367,938.46	-	-	-	-	-	14,296.55	1,535,656.07	-	-	1,549,952.62	1,549,952.62	6,873,917,891.08	-	-	-	-	2,090,825,594.83	1,974,351,296.25	-	2,808,741,000.00	6,873,917,891.08	-	


SUMMARY:

	Previous Report (November)	This month (December)	As of Date
Total Disbursement Authorities Received			
NCA	24,306,605,000.00	2,846,443,000.00	27,153,048,000.00
TRA	1,342,274,937.15	135,094,190.61	1,477,369,127.76
Total Disbursement Authorities Available	25,648,879,937.15	2,981,537,190.61	28,630,417,127.76
Less: Lapsed NCA	(2,257,882.88)	(9,487,519.75)	(11,745,402.63)
Disbursements	(21,744,753,834.05)	(6,873,917,891.08)	(28,618,671,725.13)
Balance of Disbursements Authorities as of Date	3,901,868,220.22	(3,901,868,220.22)	-

	Previous Report (November)	This month (December)	As of Date
Total Disbursements Program	25,648,879,937.15	2,981,537,190.61	28,630,417,127.76
Lapsed NCA	(2,257,882.88)	(9,487,519.75)	(11,745,402.63)
Less: Actual Disbursements	(21,744,753,834.05)	(6,873,917,891.08)	(28,618,671,725.13)
(Over)/Under spending	3,901,868,220.22	(3,901,868,220.22)	-

Prepared by: 
NELSON C. MARTIN
Accountant II
Accounting Division, FMBO

Certified Correct: 
LILIANNE E. ULGADO
SC Chief Judicial Staff Officer
Accounting Division, FMBO

Approved By: 
CORAZON G. FERRER FLORES
Deputy Clerk of Court and Chief
Fiscal Management and Budget Office