

PRESIDENTIAL ELECTORAL TRIBUNAL
MONTHLY REPORT OF DISBURSEMENTS
 For the Month of August 2018

FAR NO. 4

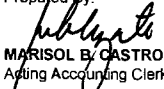
Agency: **JUDICIARY**
 Operating Unit: **PRESIDENTIAL ELECTORAL TRIBUNAL**
 Organization Code (UACS): **29 002 00 00000**
 Funding Source Code: **101**


PARTICULARS	CURRENT YEAR BUDGET					PRIOR YEAR'S BUDGET											SUB-TOTAL	TRUST LIABILITIES				GRAND TOTAL					REMARKS	
	PS	MOOE	Fin.Exp	CO	TOTAL	PRIOR YEAR'S ACCOUNTS PAYABLE					CURRENT YEAR'S ACCOUNTS PAYABLE							TOTAL	PS	MOOE	CO	TOTAL	PS	MOOE	Fin.Exp	CO		TOTAL
						PS	MOOE	Fin.Exp	CO	Sub-Total	PS	MOOE	CO	TOTAL	Sub-Total	TOTAL												
1	2	3	4	5	6=(2+3+4+5)	7	8	9	10	11=(7+8+9+10)	12	13	14	15	16=(12+13+14+15)	17=(11+16)	18=(6+17)	19	20	21	22=(19+20+21)	23	24	25	26	27=(23+24+25+26)	28	
Notice of Cash Allocation (NCA)																												
MDS Checks Issued	1,744,143.84	117,574.47			1,861,718.31					-					-	-	1,861,718.31					1,744,143.84	117,574.47	-	-	1,861,718.31		
Advice to Debit Account	3,381,663.43	2,857,572.83			6,239,236.26												6,239,236.26					3,381,663.43	2,857,572.83	-	-	6,239,236.26		
Tax Remittance Advices Issued (TRA)	568,281.65	130,614.88			698,896.53												698,896.53					568,281.65	130,614.88	-	-	698,896.53		
Cash Disbursement Ceiling (CDC)																												
Non-Cash Availment Authority (NCAA)																												
TOTAL	5,694,088.92	3,105,762.18			8,799,851.10					-					-	-	8,799,851.10					5,694,088.92	3,105,762.18	-	-	8,799,851.10		


SUMMARY:

	Previous Report	This month (Aug.)	As of Date
Total Disbursement Authorities Received			
NCA	68,188,730.00	8,366,000.00	76,554,730.00
TRA	5,172,196.15	698,896.53	5,871,092.68
Total Disbursements Authorities Available	73,360,926.15	9,064,896.53	82,425,822.68
Less: Lapsed NCA	(711,712.53)	-	(711,712.53)
Disbursements	(70,875,383.57)	(8,799,851.10)	(79,675,234.67)
Balance of Disbursements Authorities as of to date	<u>1,773,830.05</u>	<u>265,045.43</u>	<u>2,038,875.48</u>

	Previous Report	This month (July)	As of Date
Total Disbursements Program	73,360,926.15	9,064,896.53	82,425,822.68
Lapsed NCA	(711,712.53)	-	(711,712.53)
Less: Actual Disbursements	(70,875,383.57)	(8,799,851.10)	(79,675,234.67)
(Over)/Under spending	<u>1,773,830.05</u>	<u>265,045.43</u>	<u>2,038,875.48</u>

Prepared By:

MARISOL B. CASTRO
 Acting Accounting Clerk

Certified Correct:

LILIANNE E. ULGADO
 Acting Chief Accountant

Approved By:

CORAZON G. FERREN-FLORES
 Acting Chief Financial Officer