




SUMMARY OF APPROPRIATIONS, ALLOTMENTS, OBLIGATIONS, DISBURSEMENTS AND BALANCES BY OBJECT OF EXPENDITURE As of the Quarter Ending March 31, 2018


Agency: JUDICIARY
Operating Unit: SUPREME COURT OF THE PHILIPPINES
Organization Code (UAJCS): 29 001 00 00000
Funding Source Code: 101


Table with 2 columns: Category (Current Year Appropriations, Supplemental Appropriations, Continuing Appropriations) and Value (X).


Main data table with columns: Particulars, UACS CODE, Authorised Appropriation, Adjusted Appropriations, Allotments Received, Adjusted Total Allotments, Current Year Obligations (1st-4th Quarter, Total), Current Year Disbursements (1st-4th Quarter, Total), and Balances (Unreleased Appropriations, Unobligated Allotment, Unpaid Obligations).

| Particulars  | UACS CODE  | Appropriations           |   |                          | Allotments               |  |             |               | Current Year Obligations  |                             |                            |                            |                            | Current Year Disbursements |                             |                            |                            | Balances                   |                         |                           |                          |                         |                            |
|--|------------|--------------------------|---|--------------------------|--------------------------|--|-------------|---------------|---------------------------|-----------------------------|----------------------------|----------------------------|----------------------------|----------------------------|-----------------------------|----------------------------|----------------------------|----------------------------|-------------------------|---------------------------|--------------------------|-------------------------|----------------------------|
|  |            | Authorized Appropriation | Adjustments (Transfer to / From Reassignment) | Adjusted Appropriations  | Allotments Received      | Adjustments (Withdrawal, Reassignment) | Transfer To | Transfer From | Adjusted Total Allotments | 1st Quarter ending March 31 | 2nd Quarter ending June 30 | 3rd Quarter ending Sept 30 | 4th Quarter ending Dec. 31 | Total                      | 1st Quarter ending March 31 | 2nd Quarter ending June 30 | 3rd Quarter ending Sept 30 | 4th Quarter ending Dec. 31 | Total                   | Unreleased Appropriations | Unobligated Allotment    | Due and Demandable      | Not Yet Due and Demandable |
| 1  | 2          | 3                        | 4   | 5=(3+4)                  | 6                        | 7                                      | 8           | 9             | 10=[(5+(-)7)+8]           | 11                          | 12                         | 13                         | 14                         | 15=(11+12+13+14)           | 16                          | 17                         | 18                         | 19                         | 20=(16+17+18+19)        | 21=(5-10)                 | 22=(10-15)               | 23                      | 24                         |
| Miscellaneous Expenses                                 | 60210030   |                          |   |                          |                          |  |             |               |                           |                             |                            |                            |                            |                            |                             |                            |                            |                            |                         |                           |                          |                         |                            |
| Representation Expenses                                | 60229030   |                          |   |                          |                          |  |             |               |                           |                             |                            |                            |                            |                            |                             |                            |                            |                            |                         |                           |                          |                         |                            |
| Taxes, Dues and Licenses                               | 60216010   |                          |   |                          |                          |  |             |               |                           |                             |                            |                            |                            |                            |                             |                            |                            |                            |                         |                           |                          |                         |                            |
| Fidelity Bond Premiums                                 | 60216020   |                          |   |                          |                          |  |             |               |                           |                             |                            |                            |                            |                            |                             |                            |                            |                            |                         |                           |                          |                         |                            |
| Insurance Expenses                                     | 60216030   | 83,330,000.00            |   | 83,330,000.00            | 83,330,000.00            |  |             |               | 83,330,000.00             | 2,693,890.74                |                            |                            |                            | 2,693,890.74               | 2,880,512.59                |                            |                            |                            | 2,880,512.59            |                           | 80,536,109.26            | (186,621.85)            |                            |
| Other Maintenance and Operating Expenses               | 60299990   | 616,924,000.00           |   | 616,924,000.00           | 616,924,000.00           |  |             |               | 616,924,000.00            | 184,883,375.46              |                            |                            |                            | 184,883,375.46             | 154,719,262.89              |                            |                            |                            | 154,719,262.89          |                           | 436,240,634.54           | 29,894,091.77           |                            |
| <b>TOTAL</b>   |            | <b>4,909,453,000.00</b>  |   | <b>4,909,453,000.00</b>  | <b>4,909,453,000.00</b>  |  |             |               | <b>4,909,453,000.00</b>   | <b>699,061,533.53</b>       |                            |                            |                            | <b>699,061,533.53</b>      | <b>616,002,263.22</b>       |                            |                            |                            | <b>616,002,263.22</b>   |                           | <b>4,209,341,466.47</b>  | <b>64,059,330.21</b>    |                            |
| <b>Capital outlays (Property, Plant and Equipment)</b> |            |                          |   |                          |                          |  |             |               |                           |                             |                            |                            |                            |                            |                             |                            |                            |                            |                         |                           |                          |                         |                            |
| Land & Land Improvements Outlay                        | 106029000  | 2,000,000.00             |   | 2,000,000.00             | 2,000,000.00             |  |             |               | 2,000,000.00              |                             |                            |                            |                            |                            |                             |                            |                            |                            |                         |                           | 2,000,000.00             |                         |                            |
| Buildings and Other Structure Outlay                   | 1060401000 | 1,486,609,000.00         |   | 1,486,609,000.00         | 1,486,609,000.00         |  |             |               | 1,486,609,000.00          |                             |                            |                            |                            |                            |                             |                            |                            |                            |                         |                           | 1,486,609,000.00         |                         |                            |
| Office Equipment Outlay                                | 1060602000 |                          |   |                          |                          |  |             |               |                           | 294,315.00                  |                            |                            |                            | 294,315.00                 | 239,620.03                  |                            |                            |                            | 239,620.03              |                           | (294,315.00)             | 54,494.97               |                            |
| Information and Communication Technology Equipment     | 1060603000 |                          |   |                          |                          |  |             |               |                           | 93,722.47                   |                            |                            |                            | 93,722.47                  |                             |                            |                            |                            |                         |                           | (93,722.47)              | 93,722.47               |                            |
| Motor Vehicle  | 1060601000 | 1,500,000.00             |   | 1,500,000.00             | 1,500,000.00             |  |             |               | 1,500,000.00              |                             |                            |                            |                            |                            |                             |                            |                            |                            |                         |                           | 1,500,000.00             |                         |                            |
| Furniture and Fixtures                                 | 1060607000 | 1,000,000.00             |   | 1,000,000.00             | 1,000,000.00             |  |             |               | 1,000,000.00              | 146,000.00                  |                            |                            |                            | 146,000.00                 | 78,500.00                   |                            |                            |                            | 78,500.00               |                           | 954,000.00               |                         | 67,500.00                  |
| Communication Equipment Outlay                         | 1060608000 |                          |   |                          |                          |  |             |               |                           | 69,910.00                   |                            |                            |                            | 69,910.00                  | 42,000.00                   |                            |                            |                            | 42,000.00               |                           | (69,910.00)              | 27,910.00               |                            |
| Other Machines and Equipment Outlay                    | 1060609000 |                          |   |                          |                          |  |             |               |                           |                             |                            |                            |                            |                            |                             |                            |                            |                            |                         |                           |                          |                         |                            |
| Medical and Dental Laboratory Equipment                | 1060611000 |                          |   |                          |                          |  |             |               |                           |                             |                            |                            |                            |                            |                             |                            |                            |                            |                         |                           |                          |                         |                            |
| Intangible Assets Outlay                               | 1060100000 | 1,000,000.00             |   | 1,000,000.00             | 1,000,000.00             |  |             |               | 1,000,000.00              |                             |                            |                            |                            |                            |                             |                            |                            |                            |                         |                           | 1,000,000.00             |                         |                            |
| <b>TOTAL</b>   |            | <b>1,472,109,000.00</b>  |   | <b>1,472,109,000.00</b>  | <b>1,472,109,000.00</b>  |  |             |               | <b>1,472,109,000.00</b>   | <b>603,947.47</b>           |                            |                            |                            | <b>603,947.47</b>          | <b>360,320.03</b>           |                            |                            |                            | <b>360,320.03</b>       |                           | <b>1,471,506,052.53</b>  | <b>243,677.44</b>       |                            |
| <b>B. AUTOMATIC APPROPRIATIONS</b>                     |            |                          |   |                          |                          |  |             |               |                           |                             |                            |                            |                            |                            |                             |                            |                            |                            |                         |                           |                          |                         |                            |
| <b>Personnel Services</b>                              |            |                          |   |                          |                          |  |             |               |                           |                             |                            |                            |                            |                            |                             |                            |                            |                            |                         |                           |                          |                         |                            |
| <b>TOTAL</b>   |            |                          |   |                          |                          |  |             |               |                           |                             |                            |                            |                            |                            |                             |                            |                            |                            |                         |                           |                          |                         |                            |
| <b>C. SPECIAL PURPOSE FUNDS</b>                        |            |                          |   |                          |                          |  |             |               |                           |                             |                            |                            |                            |                            |                             |                            |                            |                            |                         |                           |                          |                         |                            |
| <b>Miscellaneous Personnel Benefits</b>                |            |                          |   |                          |                          |  |             |               |                           |                             |                            |                            |                            |                            |                             |                            |                            |                            |                         |                           |                          |                         |                            |
| Terminal Leave Benefits                                | 101406     | 321,324,000.00           |   | 321,324,000.00           | 4,250,657.90             |  |             |               | 4,250,657.90              | 4,209,983.22                |                            |                            |                            | 4,209,983.22               | 3,923,040.55                |                            |                            |                            | 3,923,040.55            |                           | 40,674.68                | 285,942.67              |                            |
| Retirement Gratuity                                    |            | 400,605,000.00           |   | 400,605,000.00           |                          |  |             |               |                           |                             |                            |                            |                            |                            |                             |                            |                            |                            |                         |                           |                          |                         |                            |
| <b>TOTAL</b>   |            | <b>721,929,000.00</b>    |   | <b>721,929,000.00</b>    | <b>4,250,657.90</b>      |  |             |               | <b>4,250,657.90</b>       | <b>4,209,983.22</b>         |                            |                            |                            | <b>4,209,983.22</b>        | <b>3,923,040.55</b>         |                            |                            |                            | <b>3,923,040.55</b>     |                           | <b>40,674.68</b>         | <b>286,942.67</b>       |                            |
| <b>Pension and Gratuity Fund</b>                       |            |                          |   |                          |                          |  |             |               |                           |                             |                            |                            |                            |                            |                             |                            |                            |                            |                         |                           |                          |                         |                            |
| Terminal Leave Benefits                                | 101407     |                          |   | 103,042,895.60           | 103,042,895.60           |  |             |               | 103,042,895.60            | 93,538,029.26               |                            |                            |                            | 93,538,029.26              | 75,992,293.01               |                            |                            |                            | 75,992,293.01           |                           | 2,504,696.31             | 22,545,746.28           |                            |
| Retirement Gratuity                                    |            |                          |   | 151,089,135.49           | 151,089,135.49           |  |             |               | 151,089,135.49            | 151,089,135.49              |                            |                            |                            | 151,089,135.49             | 142,036,487.40              |                            |                            |                            | 142,036,487.40          |                           | 0.00                     | 9,051,599.09            |                            |
| <b>TOTAL</b>   |            |                          |   | <b>254,132,031.09</b>    | <b>254,132,031.09</b>    |  |             |               | <b>254,132,031.09</b>     | <b>250,626,164.69</b>       |                            |                            |                            | <b>250,626,164.69</b>      | <b>218,027,780.41</b>       |                            |                            |                            | <b>218,027,780.41</b>   |                           | <b>3,504,696.40</b>      | <b>32,597,414.29</b>    |                            |
| <b>PROJECTS:</b>                                       |            |                          |   |                          |                          |  |             |               |                           |                             |                            |                            |                            |                            |                             |                            |                            |                            |                         |                           |                          |                         |                            |
| Locally-Funded Projects)                               |            |                          |   |                          |                          |  |             |               |                           |                             |                            |                            |                            |                            |                             |                            |                            |                            |                         |                           |                          |                         |                            |
| Subsidy to the Integrated Bar of the Philippines       |            | 30,000,000.00            |   | 30,000,000.00            | 30,000,000.00            |  |             |               | 30,000,000.00             |                             |                            |                            |                            |                            |                             |                            |                            |                            |                         |                           | 30,000,000.00            |                         |                            |
| Enterprise Info. Systems Plan (EISP)                   |            | 372,110,000.00           |   | 372,110,000.00           | 372,110,000.00           |  |             |               | 372,110,000.00            |                             |                            |                            |                            |                            |                             |                            |                            |                            |                         |                           |                          | 372,110,000.00          |                            |
| Const./Repair/Rehab. of HOUs                           |            | 1,047,110,000.00         |   | 1,047,110,000.00         | 1,047,110,000.00         |  |             |               | 1,047,110,000.00          |                             |                            |                            |                            |                            |                             |                            |                            |                            |                         |                           |                          | 1,047,110,000.00        |                            |
| <b>TOTAL</b>   |            | <b>1,449,220,000.00</b>  |   | <b>1,449,220,000.00</b>  | <b>1,449,220,000.00</b>  |  |             |               | <b>1,449,220,000.00</b>   |                             |                            |                            |                            |                            |                             |                            |                            |                            |                         |                           |                          | <b>1,449,220,000.00</b> |                            |
| <b>GRAND TOTAL</b>                                     |            | <b>31,650,234,000.00</b> |   | <b>31,604,064,831.09</b> | <b>31,086,696,488.39</b> |  |             |               | <b>31,086,696,488.39</b>  | <b>6,807,104,672.58</b>     |                            |                            |                            | <b>6,807,104,672.58</b>    | <b>6,443,456,721.15</b>     |                            |                            |                            | <b>6,443,456,721.15</b> |                           | <b>25,479,591,616.41</b> | <b>163,647,851.43</b>   |                            |

Prepared by:  
  
**E. B. SILVA**  
 Accountant III

Certified Correct:  
  
**LILIANNE E. ULGADO**  
 Chief Accountant  
 Fiscal Management and Budget Office

Certified Correct:  
  
**MARILYN I. DE JOYA**  
 SC Chief Judicial Officer, Budget Division  
 Fiscal Management and Budget Office

Approved By:  
  
**CORAZON G. FERRER-FLORES**  
 Deputy Clerk of Court and Chief  
 Fiscal Management and Budget Office



**SUMMARY OF APPROPRIATIONS, ALLOTMENTS, OBLIGATIONS, DISBURSEMENTS AND BALANCES BY OBJECT OF EXPENDITURES**  
As of the Quarter Ending March 31, 2018

FAR No. 1-A

Agency: **JUDICIARY**  
Operating Unit: **SUPREME COURT OF THE PHILIPPINES**  
Organization Code (UACS): **29 001 00 00000**  
Funding Source Code: **101**

|   |                             |
|---|-----------------------------|
|   | Current Year Appropriations |
|   | Supplemental Appropriations |
| X | Continuing Appropriations   |

| Particulars  | UACS CODE  | Appropriations           |  |                         | Allotments            |                                       |                  | Current Year Obligations |                           |                             |                            |                             | Current Year Disbursements |                   |                             |                            |                             | Balances                   |                  |                           |                       |                                    |                   |             |
|--|------------|--------------------------|--|-------------------------|-----------------------|---------------------------------------|------------------|--------------------------|---------------------------|-----------------------------|----------------------------|-----------------------------|----------------------------|-------------------|-----------------------------|----------------------------|-----------------------------|----------------------------|------------------|---------------------------|-----------------------|------------------------------------|-------------------|-------------|
|  |            | Authorized Appropriation | Adjustments (Transfer to / From Realignment) | Adjusted Appropriations | Allotments Received   | Adjustments (Withdrawal, Realignment) | Transfer To      | Transfer From            | Adjusted Total Allotments | 1st Quarter ending March 31 | 2nd Quarter ending June 30 | 3rd Quarter ending Sept. 30 | 4th Quarter ending Dec. 31 | Total             | 1st Quarter ending March 31 | 2nd Quarter ending June 30 | 3rd Quarter ending Sept. 30 | 4th Quarter ending Dec. 31 | Total            | Unreleased Appropriations | Unobligated Allotment | Unpaid Obligations (15-20)+(23-24) |                   |             |
| 1  | 2          | 3                        | 4  | 5=(3+4)                 | 6                     | 7                                     | 8                | 9                        | 10=(6+-(7)-8+9)           | 11                          | 12                         | 13                          | 14                         | 15=(11+12+13+14)  | 16                          | 17                         | 18                          | 19                         | 20=(16+17+18+19) | 21=(5-10)                 | 22=(10-15)            | 23                                 | 24                |             |
| <b>SUMMARY</b>   |            |                          |  |                         |                       |                                       |                  |                          |                           |                             |                            |                             |                            |                   |                             |                            |                             |                            |                  |                           |                       |                                    |                   |             |
| <b>A. AGENCY SPECIFIC BUDGET</b>                       |            |                          |  |                         |                       |                                       |                  |                          |                           |                             |                            |                             |                            |                   |                             |                            |                             |                            |                  |                           |                       |                                    |                   |             |
| <b>Personnel Services</b>                              |            |                          |  |                         |                       |                                       |                  |                          |                           |                             |                            |                             |                            |                   |                             |                            |                             |                            |                  |                           |                       |                                    |                   |             |
| Salaries and Wages - Regular                           | 50100000   | 243,584,777.91           |  | 243,584,777.91          | 243,584,777.91        |                                       | (76,404.26)      | 243,584,777.91           |                           |                             |                            |                             |                            | 0.00              |                             |                            |                             |                            |                  | 0.00                      | 243,584,777.91        |                                    |                   |             |
| Personnel Economic Relief Allowance (PERA)             | 50102010   | 6,421,554.79             |  | 6,421,554.79            | 6,421,554.79          |                                       |                  | 6,421,554.79             |                           |                             |                            |                             |                            | 0.00              |                             |                            |                             |                            |                  | 0.00                      | 6,421,554.79          |                                    |                   |             |
| Representation Allowance (RA)                          | 50102020   | 3,961,391.61             |  | 3,961,391.61            | 3,961,391.61          |                                       |                  | 3,961,391.61             |                           |                             |                            |                             |                            | 0.00              |                             |                            |                             |                            |                  | 0.00                      | 3,961,391.61          |                                    |                   |             |
| Transportation Allowance (TA)                          | 50102030   | 3,961,391.57             |  | 3,961,391.57            | 3,961,391.57          |                                       |                  | 3,961,391.57             |                           |                             |                            |                             |                            | 0.00              |                             |                            |                             |                            |                  | 0.00                      | 3,961,391.57          |                                    |                   |             |
| Clothing/Uniform Allowance                             | 50102040   | 1,635,000.00             |  | 1,635,000.00            | 1,635,000.00          |                                       |                  | 1,635,000.00             |                           |                             |                            |                             |                            | 0.00              |                             |                            |                             |                            |                  | 0.00                      | 1,635,000.00          |                                    |                   |             |
| Productivity Incentive Allowance                       | 50102060   | 526,650.80               |  | 526,650.80              | 526,650.80            |                                       |                  | 526,650.80               |                           |                             |                            |                             |                            | 0.00              |                             |                            |                             |                            |                  | 0.00                      | 526,650.80            |                                    |                   |             |
| Longevity Pay  | 50102120   | 36,625,028.85            |  | 36,625,028.85           | 36,625,028.85         |                                       |                  | 36,625,028.85            |                           |                             |                            |                             |                            | 0.00              |                             |                            |                             |                            |                  | 0.00                      | 36,625,028.85         |                                    |                   |             |
| Overtime and Night Pay                                 | 50102130   |                          |  |                         |                       |                                       |                  |                          |                           |                             |                            |                             |                            | 0.00              |                             |                            |                             |                            |                  | 0.00                      |                       |                                    |                   |             |
| Cash Gift  | 50102150   | 3,205,268.25             |  | 3,205,268.25            | 3,205,268.25          |                                       |                  | 3,205,268.25             |                           |                             |                            |                             |                            | 0.00              |                             |                            |                             |                            |                  | 0.00                      | 3,205,268.25          |                                    |                   |             |
| Year End Bonus   | 50102160   | 9,696,847.14             |  | 9,696,847.14            | 9,696,847.14          |                                       |                  | 9,696,847.14             |                           |                             |                            |                             |                            | 0.00              |                             |                            |                             |                            |                  | 0.00                      | 9,696,847.14          |                                    |                   |             |
| Life and Retirement Insurance Contribution             | 50103010   | 75,267,169.46            |  | 75,267,169.46           | 75,267,169.46         |                                       |                  | 75,267,169.46            |                           |                             |                            |                             |                            | 0.00              |                             |                            |                             |                            |                  | 0.00                      | 75,267,169.46         |                                    |                   |             |
| PA&RIS Contributions                                   | 50103020   | 297,139.91               |  | 297,139.91              | 297,139.91            |                                       |                  | 297,139.91               |                           |                             |                            |                             |                            | 0.00              |                             |                            |                             |                            |                  | 0.00                      | 297,139.91            |                                    |                   |             |
| PHILHEALTH Contributions                               | 50103030   | 1,762.50                 |  | 1,762.50                | 1,762.50              |                                       |                  | 1,762.50                 |                           |                             |                            |                             |                            | 0.00              |                             |                            |                             |                            |                  | 0.00                      | 1,762.50              |                                    |                   |             |
| Employee Compensation Insurance Premiums               | 50103040   | 153,896.10               |  | 153,896.10              | 153,896.10            |                                       |                  | 153,896.10               |                           |                             |                            |                             |                            | 0.00              |                             |                            |                             |                            |                  | 0.00                      | 153,896.10            |                                    |                   |             |
| Pension Benefits                                       | 50104010   | 66,986,851.66            |  | 66,986,851.66           | 66,986,851.66         |                                       |                  | 66,986,851.66            |                           |                             |                            |                             |                            | 0.00              |                             |                            |                             |                            |                  | 0.00                      | 66,986,851.66         |                                    |                   |             |
| Retirement Gratuity                                    | 50104020   |                          |  |                         |                       |                                       |                  |                          |                           |                             |                            |                             |                            | 0.00              |                             |                            |                             |                            |                  | 0.00                      |                       |                                    |                   |             |
| Terminal Leave Benefits                                | 50104030   |                          |  |                         |                       |                                       |                  |                          |                           |                             |                            |                             |                            | 0.00              |                             |                            |                             |                            |                  | 0.00                      |                       |                                    |                   |             |
| Other Personnel Benefits                               | 50104990   | 69,717,485.15            |  | 69,717,485.15           | 69,717,485.15         |                                       | 51,604.26        | 69,717,485.15            | 51,604.26                 |                             |                            |                             |                            | 51,604.26         | 51,604.26                   |                            |                             |                            | 51,604.26        | 0.00                      | 69,665,880.89         |                                    |                   |             |
| <b>TOTAL</b>   |            | <b>522,021,214.50</b>    | <b>0.00</b>                                  | <b>522,021,214.50</b>   | <b>522,021,214.50</b> | <b>0.00</b>                           | <b>51,604.26</b> | <b>522,021,214.50</b>    | <b>51,604.26</b>          | <b>0.00</b>                 | <b>0.00</b>                | <b>0.00</b>                 | <b>0.00</b>                | <b>51,604.26</b>  | <b>51,604.26</b>            | <b>0.00</b>                | <b>0.00</b>                 | <b>0.00</b>                | <b>0.00</b>      | <b>51,604.26</b>          | <b>0.00</b>           | <b>521,949,610.24</b>              | <b>0.00</b>       | <b>0.00</b> |
| <b>Maintenance &amp; Other Operating Expenses</b>      |            |                          |  |                         |                       |                                       |                  |                          |                           |                             |                            |                             |                            |                   |                             |                            |                             |                            |                  |                           |                       |                                    |                   |             |
| Traveling Expenses-Local                               | 50201010   | 623,860.01               |  | 623,860.01              | 623,860.01            |                                       |                  | 623,860.01               |                           |                             |                            |                             |                            | 0.00              |                             |                            |                             |                            |                  | 0.00                      | 623,860.01            |                                    |                   |             |
| Training Expenses                                      | 50202010   | 99,062,731.50            |  | 99,062,731.50           | 99,062,731.50         |                                       |                  | 99,062,731.50            |                           |                             |                            |                             |                            | 0.00              |                             |                            |                             |                            |                  | 0.00                      | 99,062,731.50         |                                    |                   |             |
| Office Supplies Expenses                               | 50203010   | 73,960,698.94            |  | 73,960,698.94           | 73,960,698.94         |                                       | 24,800.00        | 73,960,698.94            | 24,800.00                 |                             |                            |                             |                            | 24,800.00         | 24,800.00                   |                            |                             |                            | 24,800.00        | 0.00                      | 73,926,098.94         |                                    |                   |             |
| Fuel, Oil and Lubricants Expenses                      | 50203090   | 17,208.40                |  | 17,208.40               | 17,208.40             |                                       |                  | 17,208.40                |                           |                             |                            |                             |                            | 0.00              |                             |                            |                             |                            |                  | 0.00                      | 17,208.40             |                                    |                   |             |
| Other Supplies and Materials Expenses                  | 50203990   |                          |  |                         |                       |                                       |                  |                          |                           |                             |                            |                             |                            | 0.00              |                             |                            |                             |                            |                  | 0.00                      |                       |                                    |                   |             |
| Electricity Expenses                                   | 50204020   |                          |  |                         |                       |                                       |                  |                          |                           |                             |                            |                             |                            | 0.00              |                             |                            |                             |                            |                  | 0.00                      |                       |                                    |                   |             |
| Postage and Courier Services                           | 50205010   |                          |  |                         |                       |                                       |                  |                          |                           |                             |                            |                             |                            | 0.00              |                             |                            |                             |                            |                  | 0.00                      |                       |                                    |                   |             |
| Telephone Expenses-Landline                            | 50205020   |                          |  |                         |                       |                                       |                  |                          |                           |                             |                            |                             |                            | 0.00              |                             |                            |                             |                            |                  | 0.00                      |                       |                                    |                   |             |
| Telephone Expenses-Mobile                              | 50205030   |                          |  |                         |                       |                                       |                  |                          |                           |                             |                            |                             |                            | 0.00              |                             |                            |                             |                            |                  | 0.00                      |                       |                                    |                   |             |
| Internet Subscription Expenses                         | 50205050   |                          |  |                         |                       |                                       |                  |                          |                           |                             |                            |                             |                            | 0.00              |                             |                            |                             |                            |                  | 0.00                      |                       |                                    |                   |             |
| Advertising Expenses                                   | 50209010   |                          |  |                         |                       |                                       |                  |                          |                           |                             |                            |                             |                            | 0.00              |                             |                            |                             |                            |                  | 0.00                      |                       |                                    |                   |             |
| Rent/Lease Expenses                                    | 50209050   |                          |  |                         |                       |                                       |                  |                          |                           |                             |                            |                             |                            | 0.00              |                             |                            |                             |                            |                  | 0.00                      |                       |                                    |                   |             |
| Transportation and Delivery Expenses                   | 50209040   |                          |  |                         |                       |                                       |                  |                          |                           |                             |                            |                             |                            | 0.00              |                             |                            |                             |                            |                  | 0.00                      |                       |                                    |                   |             |
| General Services                                       | 50212000   |                          |  |                         |                       |                                       |                  |                          |                           |                             |                            |                             |                            | 0.00              |                             |                            |                             |                            |                  | 0.00                      |                       |                                    |                   |             |
| Repairs and Maintenance - Office Building              | 50213040   | 180,382.36               |  | 180,382.36              | 180,382.36            |                                       |                  | 180,382.36               | 180,382.36                |                             |                            |                             |                            | 0.00              |                             |                            |                             |                            | 0.00             | 0.00                      |                       | 180,382.36                         |                   |             |
| Repairs and Maintenance - Office Equipment             | 50213050   |                          |  |                         |                       |                                       |                  |                          |                           |                             |                            |                             |                            | 0.00              |                             |                            |                             |                            |                  | 0.00                      |                       |                                    |                   |             |
| Repairs and Maintenance - Transportation Equipment     | 50213060   |                          |  |                         |                       |                                       |                  |                          |                           |                             |                            |                             |                            | 0.00              |                             |                            |                             |                            |                  | 0.00                      |                       |                                    |                   |             |
| Financial Assistance to NGOs/POs                       | 50214050   |                          |  |                         |                       |                                       |                  |                          |                           |                             |                            |                             |                            | 0.00              |                             |                            |                             |                            |                  | 0.00                      |                       |                                    |                   |             |
| Extraordinary Expenses and Miscellaneous Expenses      | 50210030   |                          |  |                         |                       |                                       |                  |                          |                           |                             |                            |                             |                            | 0.00              |                             |                            |                             |                            |                  | 0.00                      |                       |                                    |                   |             |
| Representation Expenses                                | 50299030   |                          |  |                         |                       |                                       |                  |                          |                           |                             |                            |                             |                            | 0.00              |                             |                            |                             |                            |                  | 0.00                      |                       |                                    |                   |             |
| Insurance Expenses                                     | 50215030   | 69,670.36                |  | 69,670.36               | 69,670.36             |                                       |                  | 69,670.36                |                           |                             |                            |                             |                            | 0.00              |                             |                            |                             |                            | 0.00             | 0.00                      |                       | 69,670.36                          |                   |             |
| Other Maintenance and Operating Expenses               | 50299990   | 214,159,996.57           |  | 214,159,996.57          | 214,159,996.57        |                                       |                  | 214,159,996.57           | 214,159,996.57            |                             |                            |                             |                            | 0.00              |                             |                            |                             |                            | 0.00             | 0.00                      |                       | 214,159,996.57                     |                   |             |
| <b>TOTAL</b>   |            | <b>388,084,748.14</b>    | <b>0.00</b>                                  | <b>388,084,748.14</b>   | <b>388,084,748.14</b> | <b>0.00</b>                           | <b>24,800.00</b> | <b>388,084,748.14</b>    | <b>205,182.36</b>         | <b>0.00</b>                 | <b>0.00</b>                | <b>0.00</b>                 | <b>0.00</b>                | <b>205,182.36</b> | <b>24,800.00</b>            | <b>0.00</b>                | <b>0.00</b>                 | <b>0.00</b>                | <b>0.00</b>      | <b>24,800.00</b>          | <b>0.00</b>           | <b>387,875,565.78</b>              | <b>180,382.36</b> | <b>0.00</b> |
| <b>Capital outlays (Property, Plant and Equipment)</b> |            |                          |  |                         |                       |                                       |                  |                          |                           |                             |                            |                             |                            |                   |                             |                            |                             |                            |                  |                           |                       |                                    |                   |             |
| Land & Land Improvements Outlay                        | 5060402000 |                          |  |                         |                       |                                       |                  |                          |                           |                             |                            |                             |                            | 0.00              |                             |                            |                             |                            |                  | 0.00                      |                       |                                    |                   |             |
| Buildings and Other Structures                         | 5060403000 |                          |  |                         |                       |                                       |                  |                          |                           |                             |                            |                             |                            | 0.00              |                             |                            |                             |                            |                  | 0.00                      |                       |                                    |                   |             |
| Office Equipment                                       | 5060405000 | 447,921.24               |  | 447,921.24              | 447,921.24            |                                       |                  | 447,921.24               |                           |                             |                            |                             |                            | 0.00              |                             |                            |                             |                            | 0.00             | 0.00                      |                       | 447,921.24                         |                   |             |
| Information and Communication Technology Equipment     | 5060405003 |                          |  |                         |                       |                                       |                  |                          |                           |                             |                            |                             |                            | 0.00              |                             |                            |                             |                            |                  | 0.00                      |                       |                                    |                   |             |
| Transportation Equipment Outlay                        | 5060406000 |                          |  |                         |                       |                                       |                  |                          |                           |                             |                            |                             |                            | 0.00              |                             |                            |                             |                            |                  | 0.00                      |                       |                                    |                   |             |
| <b>TOTAL</b>   |            | <b>447,921.24</b>        | <b>0.00</b>                                  | <b>447,921.24</b>       | <b>447,921.24</b>     | <b>0.00</b>                           | <b>0.00</b>      | <b>447,921.24</b>        | <b>0.00</b>               | <b>0.00</b>                 | <b>0.00</b>                | <b>0.00</b>                 | <b>0.00</b>                | <b>0.00</b>       | <b>0.00</b>                 | <b>0.00</b>                | <b>0.00</b>                 | <b>0.00</b>                | <b>0.00</b>      | <b>0.00</b>               | <b>0.00</b>           | <b>447,921.24</b>                  | <b>0.00</b>       | <b>0.00</b> |
| <b>B. AUTOMATIC APPROPRIATIONS</b>                     |            |                          |  |                         |                       |                                       |                  |                          |                           |                             |                            |                             |                            |                   |                             |                            |                             |                            |                  |                           |                       |                                    |                   |             |
| <b>Personnel Services</b>                              |            |                          |  |                         |                       |                                       |                  |                          |                           |                             |                            |                             |                            |                   |                             |                            |                             |                            |                  |                           |                       |                                    |                   |             |
| <b>TOTAL</b>   |            | <b>0.00</b>              | <b>0.00</b>                                  | <b>0.00</b>             | <b>0.00</b>           | <b>0.00</b>                           | <b>0.00</b>      | <b>0.00</b>              | <b>0.00</b>               | <b>0.00</b>                 | <b>0.00</b>                | <b>0.00</b>                 | <b>0.00</b>                | <b>0.00</b>       | <b>0.00</b>                 | <b>0.00</b>                | <b>0.00</b>                 | <b>0.00</b>                | <b>0.00</b>      | <b>0.00</b>               | <b>0.00</b>           | <b>0.00</b>                        | <b>0.00</b>       |             |
| <b>C. SPECIAL PURPOSE FUNDS</b>                        |            |                          |  |                         |                       |                                       |                  |                          |                           |                             |                            |                             |                            |                   |                             |                            |                             |                            |                  |                           |                       |                                    |                   |             |
| <b>Pension and Gratuity Fund</b>                       |            |                          |  |                         |                       |                                       |                  |                          |                           |                             |                            |                             |                            |                   |                             |                            |                             |                            |                  |                           |                       |                                    |                   |             |
| Retirement Gratuity                                    | 50104020   |                          |  |                         |                       |                                       |                  |                          |                           |                             |                            |                             |                            | 0.00              |                             |                            |                             |                            |                  | 0.00                      | 0.00                  |                                    |                   |             |