

**PRESIDENTIAL ELECTORAL TRIBUNAL
MONTHLY REPORT OF DISBURSEMENTS
For the Month of February 2019**

FAR NO. 4


Agency: **JUDICIARY**
 Operating Unit: **PRESIDENTIAL ELECTORAL TRIBUNAL**
 Organization Code (UACS): **29 002 00 00000**
 Funding Source Code: **101**


PARTICULARS	CURRENT YEAR BUDGET					PRIOR YEAR'S BUDGET											SUB-TOTAL	TRUST LIABILITIES				GRAND TOTAL					REMARKS	
	PS	MOOE	Fin.Exp	CO	TOTAL	PRIOR YEAR'S ACCOUNTS PAYABLE				CURRENT YEAR'S ACCOUNTS PAYABLE					TOTAL	PS		MOOE	CO	TOTAL	PS	MOOE	Fin.Exp	CO	TOTAL			
						PS	MOOE	Fin.Exp	CO	Sub-Total	PS	MOOE	CO	TOTAL												Sub-Total		TOTAL
1	2	3	4	5	6=(2+3+4+5)	7	8	9	10	11=(7+8+9+10)	12	13	14	15	16=(12+13+14+15)	17=(11+16)	18=(6+17)	19	20	21	22=(19+20+21)	23	24	25	26	27=(23+24+25+26)	28	
Office of Cash Allocation (NCA)																												
MDS Checks Issued	802,429.18	67,000.00			869,429.18					-					-		869,429.18					802,429.18	67,000.00	-	-	869,429.18		
Advice to Debit Account	5,235,537.93	2,725,870.07			7,961,408.00					-					-		7,961,408.00					5,235,537.93	2,725,870.07	-	-	7,961,408.00		
Remittance Advices Issued (TRA)	438,096.95	36,689.05			474,786.00					-					-		474,786.00					438,096.95	36,689.05	-	-	474,786.00		
Cash Disbursement Ceiling (CDC)																												
Non-Cash Availment Authority (NCAA)																												
TOTAL	6,476,064.06	2,829,559.12			9,305,623.18					-					-		9,305,623.18					6,476,064.06	2,829,559.12	-	-	9,305,623.18		


SUMMARY:

	Previous Report	This month (Jan)	As of Date
Total Disbursement Authorities Received			
NCA	8,366,000.00	10,490,169.00	18,855,169.00
TRA	356,975.25	474,786.00	831,761.25
Total Disbursements Authorities Available	8,722,975.25	10,964,955.00	19,687,930.25
Less: Lapsed NCA Disbursements	(6,494,843.52)	(9,305,623.18)	(15,800,466.70)
Balance of Disbursements Authorities as of to date	<u>2,228,131.73</u>	<u>1,659,331.82</u>	<u>3,887,463.55</u>

	Previous Report	This month (Feb)	As of Date
Total Disbursements Program	8,722,975.25	10,964,955.00	19,687,930.25
Lapsed NCA	-	-	-
Less: Actual Disbursements	(6,494,843.52)	(9,305,623.18)	(15,800,466.70)
(Over)/Under spending	<u>2,228,131.73</u>	<u>1,659,331.82</u>	<u>3,887,463.55</u>

Prepared By:

MARISOL B. CASTRO
 Acting Accounting Clerk

Certified Correct:

LILIANNE E. ULGADO
 Acting Chief Accountant

Approved By:

CORAZON G. FERRER-FLORES
 Acting Chief Financial Officer