

List of Allotments and Sub-Allotments  
As of September 30, 2018

Department: JUDICIARY  
Agency: SUPREME COURT AND LOWER COURTS  
Operating Unit:  
Organization Code (UACS): 29 001 00 0000  
Funding Source Code (as clustered): 101 407

x	Current Year Appropriations
	Continuing Appropriations
	Supplemental Appropriations

Allotments/Sub-Allotments		Funding Source		Allotments/Sub-Allotments received from				Sub-Allotments to Regions/ Operating Units				Total Allotments/Net of Sub-Allotments			
Number	Date	Description	UACS Code	PS	MOOE	CO	Total	PS	MOOE	CO	Total	PS	MOOE	CO	Total
2	3	4	5	6	7	8	9=(6+7+8)	10	11	12	13=(10+11+12)	14=(6+10)	15=(7+11)	16=(8+12)	17=(14+15+16)
<b>A. Allotments received from DBM</b>															
	Comprehensive Release per Annex A of NBC No. 572	Agency Specific Budget	1 01 101	22,857,596,000.00	5,010,413,000.00	2,819,319,000.00	30,687,328,000.00				-	22,857,596,000.00	5,010,413,000.00	2,819,319,000.00	30,687,328,000.00
	GARO No. 2018-1	January 3, 2018	RLIP	50103010	862,906,000.00		862,906,000.00				-	862,906,000.00			862,906,000.00
1	BMB-D-18-000020	January 10, 2018	PGF	1 01 407	13,372,603.00		13,372,603.00				-	13,372,603.00			13,372,603.00
2	BMB-D-18-000047	January 12, 2018	PGF	1 01 407	2,075,112.00		2,075,112.00				-	2,075,112.00			2,075,112.00
3	BMB-D-18-000085	January 15, 2018	PGF	1 01 407	633,818.00		633,818.00				-	633,818.00			633,818.00
4	BMB-D-18-000086	January 15, 2018	PGF	1 01 407	6,485,328.00		6,485,328.00				-	6,485,328.00			6,485,328.00
5	BMB-D-18-0000118	January 17, 2018	PGF	1 01 407	312,934.00		312,934.00				-	312,934.00			312,934.00
6	BMB-D-18-0000124	January 17, 2018	PGF	1 01 407	98,387.00		98,387.00				-	98,387.00			98,387.00
7	BMB-D-18-0000223	January 22, 2018	PGF	1 01 407	1,457,681.00		1,457,681.00				-	1,457,681.00			1,457,681.00
8	BMB-D-18-0000300	January 24, 2018	PGF	1 01 407	19,649,276.00		19,649,276.00				-	19,649,276.00			19,649,276.00
9	BMB-D-18-0000349	January 25, 2018	PGF	1 01 407	469,897.00		469,897.00				-	469,897.00			469,897.00
10	BMB-D-18-0000350	January 25, 2018	PGF	1 01 407	727,565.00		727,565.00				-	727,565.00			727,565.00
11	BMB-D-18-0000471	January 30, 2018	PGF	1 01 407	1,875,394.00		1,875,394.00				-	1,875,394.00			1,875,394.00
12	BMB-D-18-0000474	January 30, 2018	PGF	1 01 407	15,968,155.00		15,968,155.00				-	15,968,155.00			15,968,155.00
<b>SUB-TOTAL</b>					<b>63,126,150.00</b>		<b>63,126,150.00</b>				-	<b>63,126,150.00</b>			<b>63,126,150.00</b>
13	BMB-D-18-0000678	February 2, 2018	PGF	1 01 407	1,773,011.00		1,773,011.00				-	1,773,011.00			1,773,011.00
14	BMB-D-18-0000717	February 2, 2018	PGF	1 01 407	6,461,889.00		6,461,889.00				-	6,461,889.00			6,461,889.00
15	BMB-D-18-0000718	February 2, 2018	PGF	1 01 407	4,178,256.00		4,178,256.00				-	4,178,256.00			4,178,256.00
16	BMB-D-18-0000895	February 6, 2018	PGF	1 01 407	5,822,096.00		5,822,096.00				-	5,822,096.00			5,822,096.00
17	BMB-D-18-0000897	February 6, 2018	PGF	1 01 407	1,209,489.00		1,209,489.00				-	1,209,489.00			1,209,489.00
18	BMB-D-18-0001103	February 8, 2018	PGF	1 01 407	2,611,422.00		2,611,422.00				-	2,611,422.00			2,611,422.00
19	BMB-D-18-0001106	February 8, 2018	PGF	1 01 407	6,819,198.00		6,819,198.00				-	6,819,198.00			6,819,198.00
20	BMB-D-18-0001464	February 12, 2018	PGF	1 01 407	1,939,128.00		1,939,128.00				-	1,939,128.00			1,939,128.00
21	BMB-D-18-0001465	February 12, 2018	PGF	1 01 407	409,780.00		409,780.00				-	409,780.00			409,780.00
22	BMB-D-18-0001466	February 12, 2018	PGF	1 01 407	18,420,850.00		18,420,850.00				-	18,420,850.00			18,420,850.00
23	BMB-D-18-0002019	February 15, 2018	PGF	1 01 407	2,528,652.00		2,528,652.00				-	2,528,652.00			2,528,652.00
24	BMB-D-18-0002020	February 15, 2018	PGF	1 01 407	39,283.00		39,283.00				-	39,283.00			39,283.00
25	BMB-D-18-0002021	February 15, 2018	PGF	1 01 407	41,373,580.00		41,373,580.00				-	41,373,580.00			41,373,580.00
26	BMB-D-18-0002408	February 21, 2018	PGF	1 01 407	1,080,768.00		1,080,768.00				-	1,080,768.00			1,080,768.00
27	BMB-D-18-0002410	February 21, 2018	PGF	1 01 407	1,669,697.00		1,669,697.00				-	1,669,697.00			1,669,697.00
28	BMB-D-18-0002411	February 21, 2018	PGF	1 01 407	13,357,186.00		13,357,186.00				-	13,357,186.00			13,357,186.00
29	BMB-D-18-0002488	February 22, 2018	PGF	1 01 407	653,063.00		653,063.00				-	653,063.00			653,063.00
30	BMB-D-18-0002494	February 22, 2018	PGF	1 01 407	211,151.00		211,151.00				-	211,151.00			211,151.00
31	BMB-D-18-0002632	February 23, 2018	PGF	1 01 407	192,799.00		192,799.00				-	192,799.00			192,799.00
32	BMB-D-18-0002684	February 26, 2018	PGF	1 01 407	649,991.00		649,991.00				-	649,991.00			649,991.00
<b>SUB-TOTAL</b>					<b>111,401,289.00</b>		<b>111,401,289.00</b>				-	<b>111,401,289.00</b>			<b>111,401,289.00</b>

1	Allotments/Sub-Allotments		Funding Source		Allotments/Sub-Allotments received from Cos/Ros				Sub-Allotments to Regions/ Operating Units				Total Allotments/Net of Sub-Allotments			
	Number	Date	Description	UACS Code	PS	MOOE	CO	Total	PS	MOOE	CO	Total	PS	MOOE	CO	Total
	2	3	4	5	6	7	8	9=(6+7+8)	10	11	12	13=(10+11+12)	14=(6+10)	15=(7+11)	16=(8+12)	17=(14+15+16)
33	BMB-D-18-0003360	March 1, 2018	PGF	101 407	9,679,012.00			9,679,012.00				-	9,679,012.00	-	-	9,679,012.00
34	BMB-D-18-0003363	March 1, 2018	PGF	101 407	218,884.00			218,884.00				-	218,884.00	-	-	218,884.00
35	BMB-D-18-0003365	March 1, 2018	PGF	101 407	67,861.00			67,861.00				-	67,861.00	-	-	67,861.00
36	BMB-D-18-0004026	March 5, 2018	PGF	101 407	79,532.00			79,532.00				-	79,532.00	-	-	79,532.00
37	BMB-D-18-0004031	March 5, 2018	PGF	101 407	7,052,365.00			7,052,365.00				-	7,052,365.00	-	-	7,052,365.00
38	BMB-D-18-0004594	March 8, 2018	PGF	101 407	15,855,596.00			15,855,596.00				-	15,855,596.00	-	-	15,855,596.00
39	BMB-D-18-0004596	March 8, 2018	PGF	101 407	2,152,072.00			2,152,072.00				-	2,152,072.00	-	-	2,152,072.00
40	BMB-D-18-0004720	March 8, 2018	PGF	101 407	17,814,348.00			17,814,348.00				-	17,814,348.00	-	-	17,814,348.00
41	BMB-D-18-0004721	March 8, 2018	PGF	101 407	71,347.00			71,347.00				-	71,347.00	-	-	71,347.00
42	BMB-D-18-0005192	March 12, 2018	PGF	101 407	2,760,227.00			2,760,227.00				-	2,760,227.00	-	-	2,760,227.00
43	BMB-D-18-0005310	March 13, 2018	PGF	101 407	2,313,295.00			2,313,295.00				-	2,313,295.00	-	-	2,313,295.00
44	BMB-D-18-0005311	March 13, 2018	PGF	101 407	15,239,556.00			15,239,556.00				-	15,239,556.00	-	-	15,239,556.00
45	BMB-D-18-0005389	March 13, 2018	PGF	101 407	26,892.00			26,892.00				-	26,892.00	-	-	26,892.00
46	BMB-D-18-0006279	March 20, 2018	PGF	101 407	2,998,142.00			2,998,142.00				-	2,998,142.00	-	-	2,998,142.00
47	BMB-D-18-0006519	March 22, 2018	PGF	101 407	25,181.00			25,181.00				-	25,181.00	-	-	25,181.00
48	BMB-D-18-0006522	March 22, 2018	PGF	101 407	3,249,088.00			3,249,088.00				-	3,249,088.00	-	-	3,249,088.00
				<b>SUB-TOTAL</b>	<b>79,603,398.00</b>			<b>79,603,398.00</b>				-	<b>79,603,398.00</b>	-	-	<b>79,603,398.00</b>
49	BMB-D-18-0007737	April 2, 2018	PGF	101 407	3,524,157.00			3,524,157.00				-	3,524,157.00	-	-	3,524,157.00
50	BMB-D-18-0007917	April 4, 2018	PGF	101 407	140,353.00			140,353.00				-	140,353.00	-	-	140,353.00
51	BMB-D-18-0008148	April 5, 2018	PGF	101 407	579,874.00			579,874.00				-	579,874.00	-	-	579,874.00
52	BMB-D-18-0008225	April 6, 2018	PGF	101 407	12,368,504.00			12,368,504.00				-	12,368,504.00	-	-	12,368,504.00
53	BMB-D-18-0008248	April 6, 2018	PGF	101 407	4,214,248.00			4,214,248.00				-	4,214,248.00	-	-	4,214,248.00
54	BMB-D-18-0008392	April 10, 2018	PGF	101 407	1,455,388.00			1,455,388.00				-	1,455,388.00	-	-	1,455,388.00
55	BMB-D-18-0009057	April 17, 2018	PGF	101 407	4,206,780.00			4,206,780.00				-	4,206,780.00	-	-	4,206,780.00
56	BMB-D-18-0009075	April 17, 2018	PGF	101 407	130,980.00			130,980.00				-	130,980.00	-	-	130,980.00
57	BMB-D-18-0009231	April 19, 2018	PGF	101 407	2,647,031.00			2,647,031.00				-	2,647,031.00	-	-	2,647,031.00
58	BMB-D-18-0009232	April 19, 2018	PGF	101 407	179,327.00			179,327.00				-	179,327.00	-	-	179,327.00
59	BMB-D-18-0009337	April 20, 2018	PGF	101 407	1,582,866.00			1,582,866.00				-	1,582,866.00	-	-	1,582,866.00
60	BMB-D-18-0009340	April 20, 2018	PGF	101 407	7,656,158.00			7,656,158.00				-	7,656,158.00	-	-	7,656,158.00
61	BMB-D-18-0009341	April 20, 2018	PGF	101 407	13,496,973.00			13,496,973.00				-	13,496,973.00	-	-	13,496,973.00
62	BMB-D-18-0010201	April 26, 2018	PGF	101 407	679,202.00			679,202.00				-	679,202.00	-	-	679,202.00
63	BMB-D-18-0010361	April 27, 2018	PGF	101 407	486,825.00			486,825.00				-	486,825.00	-	-	486,825.00
64	BMB-D-18-0010419	April 30, 2018	PGF	101 407	8,603,813.00			8,603,813.00				-	8,603,813.00	-	-	8,603,813.00
				<b>SUB-TOTAL</b>	<b>61,952,479.00</b>			<b>61,952,479.00</b>				-	<b>61,952,479.00</b>	-	-	<b>61,952,479.00</b>
65	BMB-D-18-0010557	May 2, 2018	PGF	101 407	949,911.00			949,911.00				-	949,911.00	-	-	949,911.00
66	BMB-D-18-0011032	May 8, 2018	PGF	101 407	21,416,153.00			21,416,153.00				-	21,416,153.00	-	-	21,416,153.00
67	BMB-D-18-0011040	May 8, 2018	PGF	101 407	3,543,117.00			3,543,117.00				-	3,543,117.00	-	-	3,543,117.00
68	BMB-D-18-0011406	May 10, 2018	PGF	101 407	1,556,088.00			1,556,088.00				-	1,556,088.00	-	-	1,556,088.00
69	BMB-D-18-0011797	May 15, 2018	PGF	101 407	3,847,011.00			3,847,011.00				-	3,847,011.00	-	-	3,847,011.00
70	BMB-D-18-0011842	May 15, 2018	PGF	101 407	672,482.00			672,482.00				-	672,482.00	-	-	672,482.00
71	BMB-D-18-0011843	May 15, 2018	PGF	101 407	16,017,289.00			16,017,289.00				-	16,017,289.00	-	-	16,017,289.00
72	BMB-D-18-0012295	May 21, 2018	PGF	101 407	10,471,128.00			10,471,128.00				-	10,471,128.00	-	-	10,471,128.00
73	BMB-D-18-0012396	May 22, 2018	PGF	101 407	2,838,732.00			2,838,732.00				-	2,838,732.00	-	-	2,838,732.00
74	BMB-D-18-0012515	May 24, 2018	PGF	101 407	1,786,022.00			1,786,022.00				-	1,786,022.00	-	-	1,786,022.00
75	BMB-D-18-0012581	May 25, 2018	PGF	101 407	1,207,892.00			1,207,892.00				-	1,207,892.00	-	-	1,207,892.00
76	BMB-D-18-0012586	May 25, 2018	PGF	101 407	529,773.00			529,773.00				-	529,773.00	-	-	529,773.00
77	BMB-D-18-0012805	May 30, 2018	PGF	101 407	4,278,694.00			4,278,694.00				-	4,278,694.00	-	-	4,278,694.00
78	BMB-D-18-0012807	May 30, 2018	PGF	101 407	14,198,775.00			14,198,775.00				-	14,198,775.00	-	-	14,198,775.00
				<b>SUB-TOTAL</b>	<b>83,313,067.00</b>			<b>83,313,067.00</b>				-	<b>83,313,067.00</b>	-	-	<b>83,313,067.00</b>


1	Allotments/Sub-Allotments		Funding Source		Allotments/Sub-Allotments received from Cos/Ros				Sub-Allotments to Regions/ Operating Units				Total Allotments/Net of Sub-Allotments			
	Number	Date	Description	UACS Code	PS	MOOE	CO	Total	PS	MOOE	CO	Total	PS	MOOE	CO	Total
	2	3	4	5	6	7	8	9=(6+7+8)	10	11	12	13=(10+11+12)	14=(6+10)	15=(7+11)	16=(8+12)	17=(14+15+16)
79	BMB-D-18-0013354	June 7, 2018	PGF	1 01 407	15,999,254.00			15,999,254.00				-	15,999,254.00	-	-	15,999,254.00
80	BMB-D-18-0013371	June 7, 2018	PGF	1 01 407	413,210.00			413,210.00				-	413,210.00	-	-	413,210.00
81	BMB-D-18-0013420	June 8, 2018	PGF	1 01 407	368,384.00			368,384.00				-	368,384.00	-	-	368,384.00
82	BMB-D-18-0013421	June 8, 2018	PGF	1 01 407	4,084,901.00			4,084,901.00				-	4,084,901.00	-	-	4,084,901.00
83	BMB-D-18-0013867	June 18, 2018	PGF	1 01 407	4,196,819.00			4,196,819.00				-	4,196,819.00	-	-	4,196,819.00
84	BMB-D-18-0013869	June 18, 2018	PGF	1 01 407	168,235.00			168,235.00				-	168,235.00	-	-	168,235.00
85	BMB-D-18-0013988	June 19, 2018	PGF	1 01 407	1,485.00			1,485.00				-	1,485.00	-	-	1,485.00
86	BMB-D-18-0014017	June 19, 2018	PGF	1 01 407	30,516,784.00			30,516,784.00				-	30,516,784.00	-	-	30,516,784.00
87	BMB-D-18-0014018	June 19, 2018	PGF	1 01 407	10,569,041.00			10,569,041.00				-	10,569,041.00	-	-	10,569,041.00
88	BMB-D-18-0014364	June 25, 2018	PGF	1 01 407	4,344,394.00			4,344,394.00				-	4,344,394.00	-	-	4,344,394.00
89	BMB-D-18-0014365	June 25, 2018	PGF	1 01 407	243,348.00			243,348.00				-	243,348.00	-	-	243,348.00
90	BMB-D-18-0014729	June 29, 2018	PGF	1 01 407	3,513,436.00			3,513,436.00				-	3,513,436.00	-	-	3,513,436.00
				<b>SUB-TOTAL</b>	<b>74,419,291.00</b>			<b>74,419,291.00</b>				-	<b>74,419,291.00</b>	-	-	<b>74,419,291.00</b>
91	BMB-D-18-0014837	July 2, 2018	PGF	1 01 407	22,333,557.00			22,333,557.00				-	22,333,557.00	-	-	22,333,557.00
92	BMB-D-18-0015129	July 6, 2018	PGF	1 01 407	3,444,019.00			3,444,019.00				-	3,444,019.00	-	-	3,444,019.00
93	BMB-D-18-0015185	July 6, 2018	PGF	1 01 407	37,293,150.00			37,293,150.00				-	37,293,150.00	-	-	37,293,150.00
94	BMB-D-18-0015394	July 10, 2018	PGF	1 01 407	26,604,117.00			26,604,117.00				-	26,604,117.00	-	-	26,604,117.00
95	BMB-D-18-0015626	July 12, 2018	PGF	1 01 407	278,668.00			278,668.00				-	278,668.00	-	-	278,668.00
96	BMB-D-18-0015636	July 13, 2018	PGF	1 01 407	5,368,764.00			5,368,764.00				-	5,368,764.00	-	-	5,368,764.00
97	BMB-D-18-0015713	July 16, 2018	PGF	1 01 407	33,668.00			33,668.00				-	33,668.00	-	-	33,668.00
98	BMB-D-18-0016204	July 23, 2018	PGF	1 01 407	11,478,367.00			11,478,367.00				-	11,478,367.00	-	-	11,478,367.00
99	BMB-D-18-0016282	July 24, 2018	PGF	1 01 407	215,102.00			215,102.00				-	215,102.00	-	-	215,102.00
100	BMB-D-18-0016308	July 24, 2018	PGF	1 01 407	1,009,465.00			1,009,465.00				-	1,009,465.00	-	-	1,009,465.00
101	BMB-D-18-0016444	July 26, 2018	PGF	1 01 407	1,411,212.00			1,411,212.00				-	1,411,212.00	-	-	1,411,212.00
102	BMB-D-18-0016701	July 30, 2018	PGF	1 01 407	209,265.00			209,265.00				-	209,265.00	-	-	209,265.00
				<b>SUB-TOTAL</b>	<b>109,679,354.00</b>			<b>109,679,354.00</b>				-	<b>109,679,354.00</b>	-	-	<b>109,679,354.00</b>
103	BMB-D-18-0016812	August 1, 2018	PGF	1 01 407	3,932,506.00			3,932,506.00				-	3,932,506.00	-	-	3,932,506.00
104	BMB-D-18-0016815	August 1, 2018	PGF	1 01 407	1,497,650.00			1,497,650.00				-	1,497,650.00	-	-	1,497,650.00
105	BMB-D-18-0016967	August 2, 2018	PGF	1 01 407	1,456,907.00			1,456,907.00				-	1,456,907.00	-	-	1,456,907.00
106	BMB-D-18-0016975	August 2, 2018	PGF	1 01 407	11,423,063.00			11,423,063.00				-	11,423,063.00	-	-	11,423,063.00
107	BMB-D-18-0017411	August 7, 2018	PGF	1 01 407	344,199.00			344,199.00				-	344,199.00	-	-	344,199.00
108	BMB-D-18-0017417	August 7, 2018	PGF	1 01 407	454,596.00			454,596.00				-	454,596.00	-	-	454,596.00
109	BMB-D-18-0018448	August 17, 2018	PGF	1 01 407	6,795,987.00			6,795,987.00				-	6,795,987.00	-	-	6,795,987.00
110	BMB-D-18-0018566	August 17, 2018	PGF	1 01 407	64,841,558.00			64,841,558.00				-	64,841,558.00	-	-	64,841,558.00
				<b>SUB-TOTAL</b>	<b>90,746,466.00</b>			<b>90,746,466.00</b>				-	<b>90,746,466.00</b>	-	-	<b>90,746,466.00</b>
111	BMB-D-18-0020214	September 5, 2018	PGF	1 01 407	11,965,655.00			11,965,655.00				-	11,965,655.00	-	-	11,965,655.00
112	BMB-D-18-0020215	September 5, 2018	PGF	1 01 407	593,751.00			593,751.00				-	593,751.00	-	-	593,751.00
113	BMB-D-18-0020254	September 6, 2018	PGF	1 01 407	3,442,434.00			3,442,434.00				-	3,442,434.00	-	-	3,442,434.00
114	BMB-D-18-0020601	September 10, 2018	PGF	1 01 407	2,989,029.00			2,989,029.00				-	2,989,029.00	-	-	2,989,029.00
115	BMB-D-18-0020608	September 10, 2018	PGF	1 01 407	60,741.00			60,741.00				-	60,741.00	-	-	60,741.00
116	BMB-D-18-0020616	September 10, 2018	PGF	1 01 407	2,880,853.00			2,880,853.00				-	2,880,853.00	-	-	2,880,853.00
117	BMB-D-18-0021130	September 14, 2018	PGF	1 01 407	4,341,511.00			4,341,511.00				-	4,341,511.00	-	-	4,341,511.00
118	BMB-D-18-0021262	September 14, 2018	PGF	1 01 407	845,960.00			845,960.00				-	845,960.00	-	-	845,960.00
119	BMB-D-18-0021604	September 18, 2018	PGF	1 01 407	1,296,057.00			1,296,057.00				-	1,296,057.00	-	-	1,296,057.00
120	BMB-D-18-0022266	September 25, 2018	PGF	1 01 407	15,630,279.00			15,630,279.00				-	15,630,279.00	-	-	15,630,279.00
121	BMB-D-18-0022377	September 26, 2018	PGF	1 01 407	16,635,646.00			16,635,646.00				-	16,635,646.00	-	-	16,635,646.00
				<b>SUB-TOTAL</b>	<b>60,681,916.00</b>			<b>60,681,916.00</b>				-	<b>60,681,916.00</b>	-	-	<b>60,681,916.00</b>
				<b>TOTAL PGF</b>	<b>734,923,410.00</b>			<b>734,923,410.00</b>				-	<b>734,923,410.00</b>	-	-	<b>734,923,410.00</b>

1	Allotments/Sub-Allotments		Funding Source		Allotments/Sub-Allotments received from Cos/Ros				Sub-Allotments to Regions/ Operating Units				Total Allotments/Net of Sub-Allotments			
	Number	Date	Description	UACS Code	PS	MOOE	CO	Total	PS	MOOE	CO	Total	PS	MOOE	CO	Total
	2	3	4	5	6	7	8	9=(6+7+8)	10	11	12	13=(10+11+12)	14=(6+10)	15=(7+11)	16=(8+12)	17=(14+15+16)
	Out of 721,929,000.00 RGTL in GAA the following SAROs were issued:															
1	BMB-D-18-0002498	February 22, 2018	APB	1 01 101	425,315.00			425,315.00				-	425,315.00	-	-	425,315.00
2	BMB-D-18-0002687	February 22, 2018	APB	1 01 101	954,887.00			954,887.00				-	954,887.00	-	-	954,887.00
3	BMB-D-18-0003362	March 1, 2018	APB	1 01 101	259,989.00			259,989.00				-	259,989.00	-	-	259,989.00
4	BMB-D-18-0003364	March 1, 2018	APB	1 01 101	286,943.00			286,943.00				-	286,943.00	-	-	286,943.00
5	BMB-D-18-0004731	March 8, 2018	APB	1 01 101	457,847.00			457,847.00				-	457,847.00	-	-	457,847.00
6	BMB-D-18-0006557	March 22, 2018	APB	1 01 101	40,608.00			40,608.00				-	40,608.00	-	-	40,608.00
7	BMB-D-18-0006558	March 22, 2018	APB	1 01 101	1,825,070.00			1,825,070.00				-	1,825,070.00	-	-	1,825,070.00
8	BMB-D-18-0007738	April 2, 2018	APB	1 01 101	1,834,054.00			1,834,054.00				-	1,834,054.00	-	-	1,834,054.00
9	BMB-D-18-0007923	April 4, 2018	APB	1 01 101	1,840,542.00			1,840,542.00				-	1,840,542.00	-	-	1,840,542.00
10	BMB-D-18-0008146	April 5, 2018	APB	1 01 101	468,044.00			468,044.00				-	468,044.00	-	-	468,044.00
11	BMB-D-18-0008391	April 10, 2018	APB	1 01 101	340,194.00			340,194.00				-	340,194.00	-	-	340,194.00
12	BMB-D-18-0009100	April 17, 2018	APB	1 01 101	1,364,795.00			1,364,795.00				-	1,364,795.00	-	-	1,364,795.00
13	BMB-D-18-0009228	April 19, 2018	APB	1 01 101	254,170.00			254,170.00				-	254,170.00	-	-	254,170.00
14	BMB-D-18-0009343	April 20, 2018	APB	1 01 101	554,062.00			554,062.00				-	554,062.00	-	-	554,062.00
15	BMB-D-18-0010421	April 30, 2018	APB	1 01 101	1,021,855.00			1,021,855.00				-	1,021,855.00	-	-	1,021,855.00
16	BMB-D-18-0010552	May 2, 2018	APB	1 01 101	622,599.00			622,599.00				-	622,599.00	-	-	622,599.00
17	BMB-D-18-0011048	May 8, 2018	APB	1 01 101	800,822.00			800,822.00				-	800,822.00	-	-	800,822.00
18	BMB-D-18-0011798	May 15, 2018	APB	1 01 101	1,661,120.00			1,661,120.00				-	1,661,120.00	-	-	1,661,120.00
19	BMB-D-18-0012507	May 24, 2018	APB	1 01 101	2,994,987.00			2,994,987.00				-	2,994,987.00	-	-	2,994,987.00
20	BMB-D-18-0012508	May 24, 2018	APB	1 01 101	519,184.00			519,184.00				-	519,184.00	-	-	519,184.00
21	BMB-D-18-0012808	May 30, 2018	APB	1 01 101	2,307,789.00			2,307,789.00				-	2,307,789.00	-	-	2,307,789.00
22	BMB-D-18-0012816	May 30, 2018	APB	1 01 101	14,947,576.00			14,947,576.00				-	14,947,576.00	-	-	14,947,576.00
23	BMB-D-18-0013372	June 7, 2018	APB	1 01 101	2,072,304.00			2,072,304.00				-	2,072,304.00	-	-	2,072,304.00
24	BMB-D-18-0013373	June 7, 2018	APB	1 01 101	12,938,427.00			12,938,427.00				-	12,938,427.00	-	-	12,938,427.00
25	BMB-D-18-0013866	June 18, 2018	APB	1 01 101	1,584,671.00			1,584,671.00				-	1,584,671.00	-	-	1,584,671.00
26	BMB-D-18-0013868	June 18, 2018	APB	1 01 101	43,530.00			43,530.00				-	43,530.00	-	-	43,530.00
27	BMB-D-18-0013985	June 19, 2018	APB	1 01 101	33,541,055.00			33,541,055.00				-	33,541,055.00	-	-	33,541,055.00
28	BMB-D-18-0013990	June 19, 2018	APB	1 01 101	1,365,961.00			1,365,961.00				-	1,365,961.00	-	-	1,365,961.00
29	BMB-D-18-0014363	June 25, 2018	APB	1 01 101	1,176,660.00			1,176,660.00				-	1,176,660.00	-	-	1,176,660.00
30	BMB-D-18-0014731	June 29, 2018	APB	1 01 101	1,426,795.00			1,426,795.00				-	1,426,795.00	-	-	1,426,795.00
31	BMB-D-18-0014820	June 29, 2018	APB	1 01 101	15,572,187.00			15,572,187.00				-	15,572,187.00	-	-	15,572,187.00
32	BMB-D-18-0014838	July 2, 2018	APB	1 01 101	4,143,791.00			4,143,791.00				-	4,143,791.00	-	-	4,143,791.00
33	BMB-D-18-0015173	July 6, 2018	APB	1 01 101	20,061,386.00			20,061,386.00				-	20,061,386.00	-	-	20,061,386.00
34	BMB-D-18-0015175	July 6, 2018	APB	1 01 101	1,314,767.00			1,314,767.00				-	1,314,767.00	-	-	1,314,767.00
35	BMB-D-18-0015392	July 10, 2018	APB	1 01 101	9,902,271.00			9,902,271.00				-	9,902,271.00	-	-	9,902,271.00
36	BMB-D-18-0015627	July 12, 2018	APB	1 01 101	138,491.00			138,491.00				-	138,491.00	-	-	138,491.00
37	BMB-D-18-0015631	July 12, 2018	APB	1 01 101	2,131,852.00			2,131,852.00				-	2,131,852.00	-	-	2,131,852.00
38	BMB-D-18-0016200	July 23, 2018	APB	1 01 101	65,906.00			65,906.00				-	65,906.00	-	-	65,906.00
39	BMB-D-18-0016203	July 23, 2018	APB	1 01 101	2,758,433.00			2,758,433.00				-	2,758,433.00	-	-	2,758,433.00
40	BMB-D-18-0016586	July 27, 2018	APB	1 01 101	914,493.00			914,493.00				-	914,493.00	-	-	914,493.00
41	BMB-D-18-0016814	August 1, 2018	APB	1 01 101	7,647,300.00			7,647,300.00				-	7,647,300.00	-	-	7,647,300.00
42	BMB-D-18-0017080	August 2, 2018	APB	1 01 101	1,034,463.00			1,034,463.00				-	1,034,463.00	-	-	1,034,463.00
43	BMB-D-18-0017082	August 2, 2018	APB	1 01 101	17,261,259.00			17,261,259.00				-	17,261,259.00	-	-	17,261,259.00
44	BMB-D-18-0017412	August 7, 2018	APB	1 01 101	294,212.00			294,212.00				-	294,212.00	-	-	294,212.00
45	BMB-D-18-0018433	August 16, 2018	APB	1 01 101	7,216,041.00			7,216,041.00				-	7,216,041.00	-	-	7,216,041.00
46	BMB-D-18-0020253	September 6, 2018	APB	1 01 101	3,691,041.00			3,691,041.00				-	3,691,041.00	-	-	3,691,041.00
47	BMB-D-18-0020606	September 10, 2018	APB	1 01 101	698,987.00			698,987.00				-	698,987.00	-	-	698,987.00
48	BMB-D-18-0020615	September 10, 2018	APB	1 01 101	381,051.00			381,051.00				-	381,051.00	-	-	381,051.00

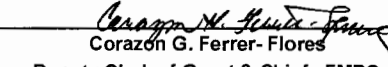
Allotments/Sub-Allotments			Funding Source		Allotments/Sub-Allotments received from Cos/Ros				Sub-Allotments to Regions/ Operating Units				Total Allotments/Net of Sub-Allotments			
1	2	3	4	5	6	7	8	9=(6+7+8)	10	11	12	13=(10+11+12)	14=(6+10)	15=(7+11)	16=(8+12)	17=(14+15+16)
49	BMB-D-18-0021263	September 14, 2018	APB	1 01 101	545,122.00			545,122.00				-	545,122.00	-	-	545,122.00
50	BMB-D-18-0021646	September 18, 2018	APB	1 01 101	37,117,941.00			37,117,941.00				-	37,117,941.00	-	-	37,117,941.00
51	BMB-D-18-0021647	September 18, 2018	APB	1 01 101	2,428,218.00			2,428,218.00				-	2,428,218.00	-	-	2,428,218.00
52	BMB-D-18-0022269	September 25, 2018	APB	1 01 101	833,450.00			833,450.00				-	833,450.00	-	-	833,450.00
53	BMB-D-18-0022290	September 25, 2018	APB	1 01 101	12,041,063.00			12,041,063.00				-	12,041,063.00	-	-	12,041,063.00
<b>TOTAL APB</b>					<b>238,125,580.00</b>			<b>238,125,580.00</b>					<b>238,125,580.00</b>			<b>238,125,580.00</b>
<b>Sub-total</b>					<b>24,455,425,410.00</b>	<b>5,010,413,000.00</b>	<b>2,819,319,000.00</b>	<b>32,285,157,410.00</b>					<b>24,455,425,410.00</b>	<b>5,010,413,000.00</b>	<b>2,819,319,000.00</b>	<b>32,285,157,410.00</b>
<b>B. Sub-allotments received from Central Office/Regional Office</b>																
1																
2																
3																
<b>Sub-Total</b>																
<b>Total Allotments</b>					<b>24,455,425,410.00</b>	<b>5,010,413,000.00</b>	<b>2,819,319,000.00</b>	<b>32,285,157,410.00</b>					<b>24,455,425,410.00</b>	<b>5,010,413,000.00</b>	<b>2,819,319,000.00</b>	<b>32,285,157,410.00</b>

Summary by Funding Source Code:																	
Agency Specific Budget*					1 01 101	22,857,596,000.00	5,010,413,000.00	2,819,319,000.00	30,687,328,000.00	-	-	-	-	22,857,596,000.00	5,010,413,000.00	2,819,319,000.00	30,687,328,000.00
RLIP					50103010	862,906,000.00	-	-	862,906,000.00	-	-	-	-	862,906,000.00	-	-	862,906,000.00
TLRG-PGF					1 01 407	734,923,410.00	-	-	734,923,410.00	-	-	-	-	734,923,410.00	-	-	734,923,410.00
<b>TOTAL</b>						<b>24,455,425,410.00</b>	<b>5,010,413,000.00</b>	<b>2,819,319,000.00</b>	<b>32,285,157,410.00</b>					<b>24,455,425,410.00</b>	<b>5,010,413,000.00</b>	<b>2,819,319,000.00</b>	<b>32,285,157,410.00</b>
TLRG-APB					1 01 101	238,125,580.00			238,125,580.00					238,125,580.00			238,125,580.00

Prepared by:

  
 Marilyn I. De Joya  
 SC Chief Judicial Staff Officer  
 Budget Division  
 10/1/18

Approved by:

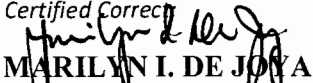
  
 Corazon G. Ferrer-Flores  
 Deputy Clerk of Court & Chief, FMBO

**List of Allotments and Sub-Allotments**  
**As of the quarter ending September 30, 2018**  
(In Thousand Pesos)

Department: **The Judiciary**  
Agency: **Presidential Electoral Tribunal**  
Operating Unit:  
Organization Code (UACS): 29002000000  
Funding Source Code (as clustered):

x	Current Year Appropriations
	Continuing Appropriations
	Supplemental Appropriations

No.	Allotments / Sub-Allotments		Funding Source		Allotments / Sub-Allotments received from COs / ROs				Sub-Allotment to Regions/Cooperating Unit				Total Allotments / Net of Sub-Allotments			
	Number	Date	Description	UACS Code	PS	MOOE	CO	Total	PS	MOOE	CO	Total	PS	MOOE	CO	Total
1	2	3	4	5	6	7	8	9=(6+7+8)	10	11	12	13=(10+11+12)	14=(6+10)	15=(7+11)	16=(8+12)	17=(14+15+16)
<b>A. Allotments Received from DBM</b>																
1	<b>GAA FY 2018</b>	3-Jan-18	Specific Budget of national Budget Agencies	01101101	106,305,000	12,628,000		118,933,000					106,305,000	12,628,000	-	118,933,000
2	<b>GARO 2018-1</b>	3-Jan-18	Automatic Appropriation	01104102	3,484,000			3,484,000					3,484,000	-	-	3,484,000
3	SARO-BMB-D-18-0000021	10-Jan-18	PGF	01101407	1,107,542			1,107,542					1,107,542	-	-	1,107,542
4	SARO-BMB-D-18-0000353	25-Jan-18	PGF	01101407	852,218			852,218					852,218	-	-	852,218
5	SARO-BMB-D-18-0002633	23-Feb-18	PGF	01101407	116,523			116,523					116,523			116,523
6	SARO-BMB-D-18-0010553	2-May-18	PGF	01101407	216,119			216,119					216,119			216,119
7	SARO-BMB-D-18-0012806	30-May-18	PGF	01101407	113,029			113,029					113,029			113,029
8	SARO-BMB-D-18-0020252	6-Sep-18	PGF	01101407	886,250			886,250					886,250			886,250
	Sub-total				113,080,681	12,628,000	-	125,708,681					113,080,681	12,628,000	-	125,708,681
<b>B. Sub-Allotments received from Central Office / Regional Office</b>																
1																
2																
3																
4																
5																
	Sub-total															
	<b>Total Allotments</b>				<b>113,080,681</b>	<b>12,628,000</b>	<b>-</b>	<b>125,708,681</b>	<b>-</b>	<b>-</b>	<b>-</b>	<b>-</b>	<b>113,080,681</b>	<b>12,628,000</b>	<b>-</b>	<b>125,708,681</b>
<b>Summary by Funding Source Code:</b>																
	Agency Specific Budget		01101101		106,305,000	12,628,000	-	118,933,000					106,305,000	12,628,000	-	118,933,000
	RLIP		01104102		3,484,000			3,484,000					3,484,000	-	-	3,484,000
	PGF		01101407		3,291,681			3,291,681					3,291,681	-	-	3,291,681
	<b>Total</b>				<b>113,080,681</b>	<b>12,628,000</b>	<b>-</b>	<b>125,708,681</b>					<b>113,080,681</b>	<b>12,628,000</b>	<b>-</b>	<b>125,708,681</b>

Certified Correct  
  
**MARILYN I. DE JOYA**  
Acting Chief Budget Division

Approved:  
  
**Corazon G. Ferrer-Flores**  
Acting Chief Financial Officer