

PRESIDENTIAL ELECTORAL TRIBUNAL
MONTHLY REPORT OF DISBURSEMENTS
For the month of April, 2015

FAR NO. 4


Agency: JUDICIARY
Operating Unit: PRESIDENTIAL ELECTORAL TRIBUNAL
Organization Code (UACS): 29 002 00 00000
Funding Source Code: 101

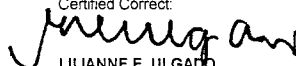
| PARTICULARS | CURRENT YEAR BUDGET | | | | | PRIOR YEAR'S BUDGET | | | | | | | | | | | TRUST LIABILITIES | | | | GRAND TOTAL | | | | | REMARKS | |
|---|---------------------|-------------------|---------|----|---------------------|-------------------------------|------|---------|----|---------------|---------------------------------|------|----|-------|------------------|------------|---------------------|----|------|----|---------------|---------------------|-------------------|---------|----|---------------------|-------|
| | PS | MOOE | Fin.Exp | CO | TOTAL | PRIOR YEAR'S ACCOUNTS PAYABLE | | | | | CURRENT YEAR'S ACCOUNTS PAYABLE | | | | | | SUB-TOTAL | PS | MOOE | CO | TOTAL | PS | MOOE | Fin.Exp | CO | | TOTAL |
| | | | | | | PS | MOOE | Fin.Exp | CO | Sub-Total | PS | MOOE | CO | TOTAL | Sub-Total | TOTAL | | | | | | | | | | | |
| 1 | 2 | 3 | 4 | 5 | 6=(2+3+4+5) | 7 | 8 | 9 | 10 | 11=(7+8+9+10) | 12 | 13 | 14 | 15 | 16=(12+13+14+15) | 17=(11+16) | 18=(6+17) | 19 | 20 | 21 | 22=(19+20+21) | 23 | 24 | 25 | 26 | 27=(23+24+25+26) | 28 |
| Notice of Cash Allocation (NCA) MDS Checks Issued Advice to Debit Account | 6,098,959.93 | 695,153.85 | | | 6,794,123.78 | | | | | | | | | | | | 6,794,123.78 | | | | | 6,098,959.93 | 695,153.85 | | | 6,794,123.78 | |
| Tax Remittance Advices Issued (TRA) Cash Disbursement Ceiling (CDC) | 736,646.08 | 313.32 | | | 736,959.40 | | | | | | | | | | | | 736,959.40 | | | | | 736,646.08 | 313.32 | | | 736,959.40 | |
| Non-Cash Availment Authority (NCAA) | | | | | | | | | | | | | | | | | | | | | | | | | | | |
| TOTAL | 6,835,616.01 | 695,467.17 | | | 7,531,083.18 | | | | | | | | | | | | 7,531,083.18 | | | | | 6,835,616.01 | 695,467.17 | | | 7,531,083.18 | |

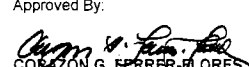
SUMMARY:

| | Previous Report (Mar.) | This month (Apr.) | As of Date |
|--|------------------------|-------------------|-----------------|
| Total Disbursement Authorities Received | | | |
| NCA | 6,919,000.00 | 7,371,000.00 | 14,290,000.00 |
| TRA | 730,648.75 | 736,959.40 | 1,467,608.15 |
| Total Disbursements Authorities Available | 7,649,648.75 | 8,107,959.40 | 15,757,608.15 |
| Less: Lapsed NCA Disbursements | (2,609,692.31) | (576,876.22) | (3,186,568.53) |
| Disbursements | (4,309,307.69) | (6,794,123.78) | (11,103,431.47) |
| Balance of Disbursements Authorities as of to date | 730,648.75 | 736,959.40 | 1,467,608.15 |

| | Previous Report (Mar.) | This month (Apr.) | As of Date |
|-----------------------------|------------------------|-------------------|----------------|
| Total Disbursements Program | 6,919,000.00 | 7,371,000.00 | 7,371,000.00 |
| Less: Actual Disbursements | (4,309,307.69) | (6,794,123.78) | (6,794,123.78) |
| (Over)/Under spending | 2,609,692.31 | 576,876.22 | 576,876.22 |

Prepared By:

MARISOL B. CASTRO
Acting Accounting Clerk

Certified Correct:

LILIANNE E. ULGADO
Acting Chief Accountant

Approved By:

CORAZON G. FERRER FLORES
Acting Chief Financial Officer