

**PRESIDENTIAL ELECTORAL TRIBUNAL
MONTHLY REPORT OF DISBURSEMENTS
For the month of August 2015**

FAR NO. 4

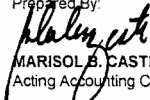
Agency: **JUDICIARY**
Operating Unit: **PRESIDENTIAL ELECTORAL TRIBUNAL**
Organization Code (UAACS): **29 002 00 00000**
Funding Source Code: **101**


PARTICULARS	CURRENT YEAR BUDGET					PRIOR YEAR'S BUDGET											SUB-TOTAL	TRUST LIABILITIES				GRAND TOTAL					REMARKS	
	PS	MOOE	Fin.Exp	CO	TOTAL	PRIOR YEAR'S ACCOUNTS PAYABLE					CURRENT YEAR'S ACCOUNTS PAYABLE							PS	MOOE	CO	TOTAL	PS	MOOE	Fin.Exp	CO	TOTAL		
						PS	MOOE	Fin.Exp	CO	Sub-Total	PS	MOOE	CO	TOTAL	Sub-Total	TOTAL												
1	2	3	4	5	6=(2+3+4+5)	7	8	9	10	11=(7+8+9+10)	12	13	14	15	16=(12+13+14+15)	17=(11+16)	18=(6+17)	19	20	21	22=(19+20+21)	23	24	25	26	27=(23+24+25+26)	28	
Notice of Cash Allocation (NCA)																												
MDS Checks Issued	1,120,648.80	157,395.31			1,278,044.11												1,278,044.11					1,120,648.80	157,395.31	-	-	1,278,044.11		
Advice to Debit Account	2,681,682.11	429,691.12			3,111,373.23												3,111,373.23					2,681,682.11	429,691.12	-	-	3,111,373.23		
Tax Remittance Advices Issued (TRA)	703,538.05	959.69			704,497.74												704,497.74					703,538.05	959.69	-	-	704,497.74		
Cash Disbursement Ceiling (CDC)																												
Non-Cash Availment Authority (NCAA)																												
TOTAL	4,505,868.96	588,046.12			5,093,915.08												5,093,915.08					4,505,868.96	588,046.12	-	-	5,093,915.08		

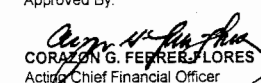
SUMMARY:

	Previous Report (July)	This month (August)	As of Date
Total Disbursement Authorities Received			
NCA	6,616,000.00	6,616,000.00	13,232,000.00
TRA	1,181,283.27	704,497.74	1,885,781.01
Total Disbursements Authorities Available	7,797,283.27	7,320,497.74	15,117,781.01
Less: Lapsed NCA	(1,373,751.10)	(2,226,582.66)	(3,600,333.76)
Disbursements	(5,242,248.90)	(4,389,417.34)	(9,631,666.24)
Balance of Disbursements Authorities as of to date	1,181,283.27	704,497.74	1,885,781.01

	Previous Report (July)	This month (August)	As of Date
Total Disbursements Program	7,797,283.27	7,320,497.74	15,117,781.01
Less: Actual Disbursements	(6,423,532.17)	(5,093,915.08)	(11,517,447.25)
(Over)/Under spending	1,373,751.10	2,226,582.66	3,600,333.76

Prepared By:

MARISOL B. CASTRO
Acting Accounting Clerk

Certified Correct:

LILIANNE E. ULGADO
Acting Chief Accountant

Approved By:

CORAZON G. FERRER FLORES
Acting Chief Financial Officer