

**PRESIDENTIAL ELECTORAL TRIBUNAL  
MONTHLY REPORT OF DISBURSEMENTS**  
For the month of January 2016

FAR NO. 4


Agency: **JUDICIARY**  
Operating Unit: **PRESIDENTIAL ELECTORAL TRIBUNAL**  
Organization Code (UACS): **29 002 00 00000**  
Funding Source Code: **101**


PARTICULARS	CURRENT YEAR BUDGET					PRIOR YEAR'S BUDGET											SUB-TOTAL	TRUST LIABILITIES				GRAND TOTAL					REMARKS	
	PS	MOOE	Fin.Exp	CO	TOTAL	PRIOR YEAR'S ACCOUNTS PAYABLE					CURRENT YEAR'S ACCOUNTS PAYABLE							TOTAL	PS	MOOE	CO	TOTAL	PS	MOOE	Fin.Exp	CO		TOTAL
						PS	MOOE	Fin.Exp	CO	Sub-Total	PS	MOOE	CO	TOTAL	Sub-Total	TOTAL												
1	2	3	4	5	6=(2+3+4+5)	7	8	9	10	11=(7+8+9+10)	12	13	14	15	16=(12+13+14+15)	17=(11+16)	18=(6+17)	19	20	21	22=(19+20+21)	23	24	25	26	27=(23+24+25+26)	28	
Notice of Cash Allocation (NCA)																												
MDS Checks Issued	512,460.45	130,000.00			642,460.45												642,460.45					512,460.45	130,000.00	-	-	642,460.45		
Advice to Debit Account	3,243,764.44	413,312.90			3,657,077.34												3,657,077.34					3,243,764.44	413,312.90	-	-	3,657,077.34		
Tax Remittance Advices Issued (TRA)	430,189.32				430,189.32												430,189.32					430,189.32				430,189.32		
Cash Disbursement Ceiling (CDC)																												
Non-Cash Availment Authority (NCAA)																												
<b>TOTAL</b>	<b>4,186,414.21</b>	<b>543,312.90</b>			<b>4,729,727.11</b>												<b>4,729,727.11</b>					<b>4,186,414.21</b>	<b>543,312.90</b>	-	-	<b>4,729,727.11</b>		


**SUMMARY:**

	Previous Report (Dec.)	This month (Jan.)	As of Date
Total Disbursement Authorities Received			
NCA	6,615,000.00	6,592,000.00	13,207,000.00
TRA	746,289.63	430,189.32	1,176,478.95
Total Disbursements Authorities Available	7,361,289.63	7,022,189.32	14,383,478.95
Less: Lapsed NCA Disbursements	2,476,354.24	(2,292,462.21)	183,892.03
	(9,091,354.24)	(4,299,537.79)	(13,390,892.03)
Balance of Disbursements Authorities as of to date	746,289.63	430,189.32	1,176,478.95

	Previous Report (Dec.)	This month (Jan.)	As of Date
Total Disbursements Program	7,361,289.63	7,022,189.32	14,383,478.95
Less: Actual Disbursements	(9,837,643.87)	(4,729,727.11)	(14,567,370.98)
(Over)/Under spending	(2,476,354.24)	2,292,462.21	(183,892.03)

Prepared By:  
  
MARISOL B. CASTRO  
Acting Accounting Clerk

Certified Correct:  
  
LILIANNE E. ULGADO  
Acting Chief Accountant

Approved By:  
  
CORAZON G. FERRER-FLORES  
Acting Chief Financial Officer