

**PRESIDENTIAL ELECTORAL TRIBUNAL
MONTHLY REPORT OF DISBURSEMENTS
For the Month of January 2017**

FAR NO. 4


Agency: **JUDICIARY**
 Operating Unit: **PRESIDENTIAL ELECTORAL TRIBUNAL**
 Organization Code (UACS): **29 002 00 00000**
 Funding Source Code: **101**


PARTICULARS	CURRENT YEAR BUDGET					PRIOR YEAR'S BUDGET											SUB-TOTAL	TRUST LIABILITIES				GRAND TOTAL					REMARKS	
	PS	MOOE	Fin.Exp	CO	TOTAL	PRIOR YEAR'S ACCOUNTS PAYABLE					CURRENT YEAR'S ACCOUNTS PAYABLE							TOTAL	PS	MOOE	CO	TOTAL	PS	MOOE	Fin.Exp	CO		TOTAL
						7	8	9	10	11=(7+8+9+10)	12	13	14	15	16=(12+13+14+15)	17=(11+16)												
1	2	3	4	5	6=(2+3+4+5)	7	8	9	10	11=(7+8+9+10)	12	13	14	15	16=(12+13+14+15)	17=(11+16)	18=(6+17)	19	20	21	22=(19+20+21)	23	24	25	26	27=(23+24+25+26)	28	
Notice of Cash Allocation (NCA)																												
MDS Checks Issued	409,897.20	104,000.00			513,897.20					-							513,897.20					409,897.20	104,000.00	-	-	513,897.20		
Advice to Debit Account	3,942,900.29	478,500.00			4,421,400.29												4,421,400.29					3,942,900.29	478,500.00	-	-	4,421,400.29		
Tax Remittance Advices Issued (TRA)	306,677.78	-			306,677.78												306,677.78					306,677.78	-	-	-	306,677.78		
Cash Disbursement Ceiling (CDC)																												
Non-Cash Availment Authority (NCAA)																												
TOTAL	4,659,475.27	582,500.00			5,241,975.27					-							5,241,975.27					4,659,475.27	582,500.00	-	-	5,241,975.27		


SUMMARY:

	Previous Report (Dec.)	This month (Jan.)	As of Date
Total Disbursement Authorities Received			
NCA	8,529,000.00	7,704,000.00	16,233,000.00
TRA	844,509.13	306,677.78	1,151,186.91
Total Disbursements Authorities Available	9,373,509.13	8,010,677.78	17,384,186.91
Less: Lapsed NCA Disbursements	18,225,640.42	-	18,225,640.42
Balance of Disbursements Authorities as of to date	(27,599,149.55)	(5,241,975.27)	(32,841,124.82)
	-	2,768,702.51	2,768,702.51

	Previous Report (Dec.)	This month (Jan.)	As of Date
Total Disbursements Program	9,373,509.13	8,010,677.78	17,384,186.91
Lapsed NCA	18,225,640.42	-	18,225,640.42
Less: Actual Disbursements	(27,599,149.55)	(5,241,975.27)	(32,841,124.82)
(Over)/Under spending	-	2,768,702.51	2,768,702.51

Prepared By:

MARISOL B. CASTRO
 Acting Accounting Clerk

Certified Correct:

LILIANNE E. ULLGADO
 Acting Chief Accountant

Approved By:

COPAZON G. FERRER FLORES
 Acting Chief Financial Officer