

**PRESIDENTIAL ELECTORAL TRIBUNAL
MONTHLY REPORT OF DISBURSEMENTS
For the month of November 2015**

FAR NO. 4

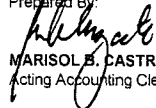
Agency: JUDICIARY
Operating Unit: PRESIDENTIAL ELECTORAL TRIBUNAL
Organization Code (UACS): 29 002 00 00000
Funding Source Code: 101

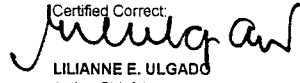
PARTICULARS	CURRENT YEAR BUDGET					PRIOR YEAR'S BUDGET											SUB-TOTAL	TRUST LIABILITIES				GRAND TOTAL					REMARKS	
	PS	MOOE	Fin.Exp	CO	TOTAL	PRIOR YEAR'S ACCOUNTS PAYABLE					CURRENT YEAR'S ACCOUNTS PAYABLE							TOTAL	PS	MOOE	CO	TOTAL	PS	MOOE	Fin.Exp	CO		TOTAL
						PS	MOOE	Fin.Exp	CO	Sub-Total	PS	MOOE	CO	TOTAL	Sub-Total	TOTAL												
1	2	3	4	5	6=(2+3+4+5)	7	8	9	10	11=(7+8+9+10)	12	13	14	15	16=(12+13+14+15)	17=(11+16)	18=(6+17)	19	20	21	22=(19+20+21)	23	24	25	26	27=(23+24+25+26)	28	
Notice of Cash Allocation (NCA)																												
MDS Checks Issued	1,161,420.88	143,000.00			1,304,420.88												1,304,420.88					1,161,420.88	143,000.00	-	-	1,304,420.88		
Advice to Debit Account	4,044,346.47	410,230.65			4,454,577.12												4,454,577.12					4,044,346.47	410,230.65	-	-	4,454,577.12		
Tax Remittance Advices Issued (TRA)	747,512.73				747,512.73												747,512.73					747,512.73				747,512.73		
Cash Disbursement Ceiling (CDC)																												
Non-Cash Availment Authority (NCAA)																												
TOTAL	5,953,280.08	553,230.65			6,506,510.73												6,506,510.73					5,953,280.08	553,230.65	-	-	6,506,510.73		


SUMMARY:

	Previous Report (Oct)	This month (November)	As of Date
Total Disbursement Authorities Received			
NCA	6,614,000.00	9,379,000.00	15,993,000.00
TRA	702,674.17	747,512.73	1,450,186.90
Total Disbursements Authorities Available	7,316,674.17	10,126,512.73	17,443,186.90
Less: Lapsed NCA	(251,486.49)	(3,620,002.00)	(3,871,488.49)
Disbursements	(6,362,513.51)	(5,758,998.00)	(12,121,511.51)
Balance of Disbursements Authorities as of date	702,674.17	747,512.73	1,450,186.90

	Previous Report (Oct)	This month (Nov)	As of Date
Total Disbursements Program	7,316,674.17	10,126,512.73	17,443,186.90
Less: Actual Disbursements	(7,065,187.68)	(6,506,510.73)	(13,571,698.41)
(Over)/Under spending	251,486.49	3,620,002.00	3,871,488.49

Prepared By:

MARISOL E. CASTRO
Acting Accounting Clerk

Certified Correct:

LILIANNE E. ULGADO
Acting Chief Accountant

Approved By:

CORAZON G. FERRER-FLORES
Acting Chief Financial Officer