


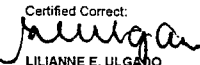
STATEMENT OF APPROPRIATIONS, ALLOTMENTS, OBLIGATIONS, DISBURSEMENTS AND BALANCES  
As of the Quarter Ending March 31, 2015

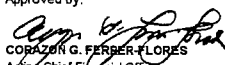
Department: JUDICIARY  
Agency: PRESIDENTIAL ELECTORAL TRIBUNAL  
Operating Unit:  
Organization Code (UACS): 29-002-00-00000  
Funding Source Code: 101

|   |                             |
|---|-----------------------------|
| X | Current Year Appropriations |
|   | Supplemental Appropriations |
|   | Continuing Appropriations   |

| Particulars  | UACS Code | Appropriations           |             |                         | Allotments           |  |                   | Current Year Obligations |                           |                             |                            |                             | Current Year Disbursements |                      |                             |                            | Balances                    |                            |                      |                          |                       |                    |                            |  |  |
|--|-----------|--------------------------|-------------|-------------------------|----------------------|--|-------------------|--------------------------|---------------------------|-----------------------------|----------------------------|-----------------------------|----------------------------|----------------------|-----------------------------|----------------------------|-----------------------------|----------------------------|----------------------|--------------------------|-----------------------|--------------------|----------------------------|--|--|
|  |           | Authorized Appropriation | Adjustments | Adjusted Appropriations | Allotments Received  | Adjustments (Withdrawal, Reassignment) | Transfer To       | Transfer From            | Adjusted Total Allotments | 1st Quarter ending March 31 | 2nd Quarter ending June 30 | 3rd Quarter ending Sept. 30 | 4th Quarter ending Dec. 31 | Total                | 1st Quarter ending March 31 | 2nd Quarter ending June 30 | 3rd Quarter ending Sept. 30 | 4th Quarter ending Dec. 31 | Total                | Unreleased Appropriation | Unobligated Allotment | Unpaid Obligations |                            |  |  |
|  |           |                          |             |                         |                      |  |                   |                          |                           |                             |                            |                             |                            |                      |                             |                            |                             |                            |                      |                          |                       | Due and Demandable | Not Yet Due and Demandable |  |  |
| 1  | 2         | 3                        | 4           | 5=(3+4)                 | 6                    | 7                                      | 8                 | 9                        | 10=6+(-)7-8+9             | 11                          | 12                         | 13                          | 14                         | 15=11+12+13+14       | 16                          | 17                         | 18                          | 19                         | 20=16+17+18+19       | 21=(5-10)                | 22=(10-15)            | 23                 | 24                         |  |  |
| <b>I. CURRENT YEAR BUDGET/APPROPRIATIONS</b>         |           |                          |             |                         |                      |  |                   |                          |                           |                             |                            |                             |                            |                      |                             |                            |                             |                            |                      |                          |                       |                    |                            |  |  |
| <b>A. AGENCY SPECIFIC BUDGET</b>                     |           |                          |             |                         |                      |  |                   |                          |                           |                             |                            |                             |                            |                      |                             |                            |                             |                            |                      |                          |                       |                    |                            |  |  |
| Personnel Services                                   | 50100000  | 75,536,000.00            |             | 75,536,000.00           | 75,536,000.00        |  | 310,000.00        | 310,000.00               | 75,536,000.00             | 12,307,945.54               |                            |                             |                            | 12,307,945.54        | 10,899,610.57               |                            |                             |                            | 10,899,610.57        | -                        | 63,228,054.46         |                    |                            |  |  |
| Maintenance & Other Operating Expenses               | 50200000  | 12,522,000.00            |             | 12,522,000.00           | 12,522,000.00        |  |                   |                          | 12,522,000.00             | 1,706,000.61                |                            |                             |                            | 1,706,000.61         | 1,720,992.68                |                            |                             |                            | 1,720,992.68         | -                        | 10,815,999.39         |                    |                            |  |  |
| Financial Expenses                                   |           |                          |             |                         |                      |  |                   |                          |                           |                             |                            |                             |                            |                      |                             |                            |                             |                            |                      |                          |                       |                    |                            |  |  |
| Capital Outlays                                      |           |                          |             |                         |                      |  |                   |                          |                           |                             |                            |                             |                            |                      |                             |                            |                             |                            |                      |                          |                       |                    |                            |  |  |
| <b>B. SPECIAL PURPOSE FUNDS</b>                      |           |                          |             |                         |                      |  |                   |                          |                           |                             |                            |                             |                            |                      |                             |                            |                             |                            |                      |                          |                       |                    |                            |  |  |
| Miscellaneous Personnel Benefits Fund                |           |                          |             |                         |                      |  |                   |                          |                           |                             |                            |                             |                            |                      |                             |                            |                             |                            |                      |                          |                       |                    |                            |  |  |
| Personnel Services                                   |           |                          |             |                         |                      |  |                   |                          |                           |                             |                            |                             |                            |                      |                             |                            |                             |                            |                      |                          |                       |                    |                            |  |  |
| Pension and Gratuity Fund / Retirement Benefits Fund |           | 744,949.00               |             | 744,949.00              | 744,949.00           |  |                   |                          | 744,949.00                | 744,948.19                  |                            |                             |                            | 744,948.19           | 744,948.19                  |                            |                             |                            | 744,948.19           |                          | 0.81                  |                    |                            |  |  |
| Priority Development Assistance Fund                 |           |                          |             |                         |                      |  |                   |                          |                           |                             |                            |                             |                            |                      |                             |                            |                             |                            |                      |                          |                       |                    |                            |  |  |
| Maintenance & Other Operating Expenses               |           |                          |             |                         |                      |  |                   |                          |                           |                             |                            |                             |                            |                      |                             |                            |                             |                            |                      |                          |                       |                    |                            |  |  |
| Others (please specify)                              |           |                          |             |                         |                      |  |                   |                          |                           |                             |                            |                             |                            |                      |                             |                            |                             |                            |                      |                          |                       |                    |                            |  |  |
| Locally Funded Projects                              |           |                          |             |                         |                      |  |                   |                          |                           |                             |                            |                             |                            |                      |                             |                            |                             |                            |                      |                          |                       |                    |                            |  |  |
| Subsidy to Integrated Bar of the Phils.              |           |                          |             |                         |                      |  |                   |                          |                           |                             |                            |                             |                            |                      |                             |                            |                             |                            |                      |                          |                       |                    |                            |  |  |
| Enterprise Info System Plan (EISP)                   |           |                          |             |                         |                      |  |                   |                          |                           |                             |                            |                             |                            |                      |                             |                            |                             |                            |                      |                          |                       |                    |                            |  |  |
| Construction/Repair/Rehab of HOJs                    |           |                          |             |                         |                      |  |                   |                          |                           |                             |                            |                             |                            |                      |                             |                            |                             |                            |                      |                          |                       |                    |                            |  |  |
| <b>C. AUTOMATIC APPROPRIATIONS</b>                   |           |                          |             |                         |                      |  |                   |                          |                           |                             |                            |                             |                            |                      |                             |                            |                             |                            |                      |                          |                       |                    |                            |  |  |
| Retirement and Life Insurance Premium                | 50103010  | 3,151,000.00             |             | 3,151,000.00            | 3,151,000.00         |  |                   |                          | 3,151,000.00              | 765,351.69                  |                            |                             |                            | 765,351.69           | 516,783.33                  |                            |                             |                            | 516,783.33           |                          | 2,385,648.31          |                    |                            |  |  |
| Personnel Services                                   |           |                          |             |                         |                      |  |                   |                          |                           |                             |                            |                             |                            |                      |                             |                            |                             |                            |                      |                          |                       |                    |                            |  |  |
| Customs Duties and Taxes                             |           |                          |             |                         |                      |  |                   |                          |                           |                             |                            |                             |                            |                      |                             |                            |                             |                            |                      |                          |                       |                    |                            |  |  |
| Maintenance & Other Operating Expenses               |           |                          |             |                         |                      |  |                   |                          |                           |                             |                            |                             |                            |                      |                             |                            |                             |                            |                      |                          |                       |                    |                            |  |  |
| Others (please specify)                              |           |                          |             |                         |                      |  |                   |                          |                           |                             |                            |                             |                            |                      |                             |                            |                             |                            |                      |                          |                       |                    |                            |  |  |
| <b>TOTAL CURRENT YEAR BUDGET /APPROPRIATIONS</b>     |           | <b>91,953,949.00</b>     |             | <b>91,953,949.00</b>    | <b>91,953,949.00</b> |  | <b>310,000.00</b> | <b>310,000.00</b>        | <b>91,953,949.00</b>      | <b>15,524,246.03</b>        |                            |                             |                            | <b>15,524,246.03</b> | <b>13,882,334.77</b>        |                            |                             |                            | <b>13,882,334.77</b> |                          | <b>76,429,702.97</b>  |                    |                            |  |  |

Certified Correct:  
  
RUBY C. ESNEBAN-GARCIA  
Acting Assistant Chief Financial Officer and  
Acting Chief, Budget Division

Certified Correct:  
  
LILIANNE E. ULGADO  
Acting Chief Accountant

Approved by:  
  
CORAZON G. FERBER-FLORES  
Acting Chief Financial Officer

STATEMENT OF APPROPRIATIONS, ALLOTMENTS, OBLIGATIONS, DISBURSEMENTS AND BALANCES  
As of the Quarter Ending March 31, 2015

Department: JUDICIARY  
Agency: PRESIDENTIAL ELECTORAL TRIBUNAL  
Operating Unit:  
Organization Code (UACS): 29-002-00-00000  
Funding Source Code: 101

|   |                             |
|---|-----------------------------|
|   | Current Year Appropriations |
|   | Supplemental Appropriations |
| X | Continuing Appropriations   |

| Particulars  | UACS Code | Appropriations           |             |                         | Allotments            |                                       |             |               |                           | Current Year Obligations    |                            |                             |                            |                  | Current Year Disbursements  |                            |                             |                            |                  | Balances                 |                       |                                      |                                  |  |
|--|-----------|--------------------------|-------------|-------------------------|-----------------------|---------------------------------------|-------------|---------------|---------------------------|-----------------------------|----------------------------|-----------------------------|----------------------------|------------------|-----------------------------|----------------------------|-----------------------------|----------------------------|------------------|--------------------------|-----------------------|--------------------------------------|----------------------------------|--|
|  |           | Authorized Appropriation | Adjustments | Adjusted Appropriations | Allotments Received   | Adjustments (Withdrawal, Realignment) | Transfer To | Transfer From | Adjusted Total Allotments | 1st Quarter ending March 31 | 2nd Quarter ending June 30 | 3rd Quarter ending Sept. 30 | 4th Quarter ending Dec. 31 | Total            | 1st Quarter ending March 31 | 2nd Quarter ending June 30 | 3rd Quarter ending Sept. 30 | 4th Quarter ending Dec. 31 | Total            | Unreleased Appropriation | Unobligated Allotment | Unpaid Obligations (15-20) = (23+24) |                                  |  |
|  |           | 3                        | 4           | 5=(3+4)                 | 6                     | 7                                     | 8           | 9             | 10=6+(-)/-<br>8+9         | 11                          | 12                         | 13                          | 14                         | 15=(11+12+13+14) | 16                          | 17                         | 18                          | 19                         | 20=(16+17+18+19) | 21=(5-10)                | 22=(10-15)            | 23<br>Due and Demandable             | 24<br>Not Yet Due and Demandable |  |
| <b>F. UNOBLIGATED ALLOTMENT</b>                        |           |                          |             |                         |                       |                                       |             |               |                           |                             |                            |                             |                            |                  |                             |                            |                             |                            |                  |                          |                       |                                      |                                  |  |
| Personnel Services (under CFAG)                        | 50100000  | 88,456,374.45            |             | 88,456,374.45           | 88,456,374.45         |                                       |             |               | 88,456,374.45             |                             |                            |                             |                            |                  |                             |                            |                             |                            |                  |                          |                       |                                      |                                  |  |
| Maintenance & Other Operating Expenses                 | 50200000  | 16,623,044.13            |             | 16,623,044.13           | 16,623,044.13         |                                       |             |               | 16,623,044.13             |                             |                            |                             |                            |                  |                             |                            |                             |                            |                  |                          |                       |                                      |                                  |  |
| Capital Outlays  |           | 78,429.85                |             | 78,429.85               | 78,429.85             |                                       |             |               | 78,429.85                 |                             |                            |                             |                            |                  |                             |                            |                             |                            |                  |                          |                       |                                      |                                  |  |
| <b>TOTAL PRIOR YEAR'S BUDGET/ CONT. APPROPRIATIONS</b> |           | <b>105,157,848.43</b>    |             | <b>105,157,848.43</b>   | <b>105,157,848.43</b> |                                       |             |               | <b>105,157,848.43</b>     |                             |                            |                             |                            |                  |                             |                            |                             |                            |                  |                          | <b>0.00</b>           | <b>105,157,848.43</b>                |                                  |  |

Certified Correct:  
*[Signature]*  
RUBY C. ESTEBAN-GARCIA  
Acting Assistant Chief Financial Officer and  
Acting Chief, Budget Division

Certified Correct:  
*[Signature]*  
LILIANNE E. ULGAO  
Acting Chief Accountant

Approved by:  
*[Signature]*  
CORAZON G. FERRER-FLORES  
Acting Chief Financial Officer