


SUMMARY OF APPROPRIATIONS, ALLOTMENTS, OBLIGATIONS, DISBURSEMENTS AND BALANCES BY OBJECT OF EXPENDITURES
As of the Quarter Ending September 30, 2018


FAR No. 1-A

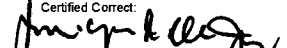
Department: JUDICIARY
Agency: PRESIDENCIAL ELECTORAL TRIBUNAL
Organization Code (UACS): 29-002-00-00000
Funding Source Code: 101


<input type="checkbox"/>	Current Year Appropriations
<input type="checkbox"/>	Supplemental Appropriations
<input checked="" type="checkbox"/>	Continuing Appropriations

Program/Activity/Project (P/A/P) and Account Title	UACS Code	Appropriations			Allotments				Current Year Obligations					Disbursements				Unreleased Appropriations	Unobligated Allotment	Breakdown of Unpaid Obligations			
		Authorized Appropriation	Adjustments (Transfer to (from) Reassignment)	Adjusted Appropriations	Allotments Received	Adjustments (Withdrawals, Realignments)	Transfer To	Transfer From	Adjusted Total Allotments	1st Quarter ending March 31	2nd Quarter ending June 30	3rd Quarter ending Sept. 30	4th Quarter ending Dec. 31	Total	1st Quarter ending March 31	2nd Quarter ending June 30	3rd Quarter ending Sept. 30			4th Quarter ending Dec. 31	Total	Accounts Payable	Obligations Not Yet Due and Demandable
1	2	3	4	5=(3+4)	6	7	8	9	10=6+(-7-8+9)	11	12	13	14	15=(11+12+13+14)	16	17	18	19	20=(16+17+18+19)	21=(5-10)	22=(10-15)	23	24
II. PRIOR YEARS' BUDGET/CONTINUING APPROPRIATION																							
F. UNOBLIGATED ALLOTMENT																							
Lump-Sum (Unfilled Positions)	50104990	851,908.48		851,908.48	851,908.48				851,905.48					-									
Special Welfare Assistance	50104990			-					-					-									
Other Personnel Benefits	50104990			-					-					-									
TOTAL PRIOR YEAR'S BUDGET/CONTINUING APPROPRIATION		851,908.48		851,908.48	851,908.48				851,905.48														

Prepared By:

MARISOL B. CASTRO
Acting Accounting Clerk

Certified Correct:

LILIANNE E. ULGADO
Acting Chief Accountant

Certified Correct:

MARILYN DE JOYA
Acting Chief, Budget Division

Approved by:

CORAZON G. FERRER-FLORES
Acting Chief Financial Officer

SUMMARY OF APPROPRIATIONS, ALLOTMENTS, OBLIGATIONS, DISBURSEMENTS AND BALANCES BY OBJECT OF EXPENDITURES
As of the Quarter Ending September 30, 2018

FAR No. 1-A

Department: JUDICIARY
Agency: PRESIDENTIAL ELECTORAL TRIBUNAL
Organization Code (UACS): 29-002-00-00000
Funding Source Code: 101

X	Current Year Appropriations
	Supplemental Appropriations
	Continuing Appropriations

Program/Activity/Project P/A/P and Account Title	UACS Code	Appropriations			Allotments			Current Year Obligations							Disbursements				Balances					
		Authorized Appropriation	Adjusted Appropriations	Allotments Received	Adjustment (Withdrawal, Reassignment)	Transfer To	Transfer From	Adjusted Total Allotments	1st	2nd	3rd	4th	Total	1st	2nd	3rd	4th	Total	Unreleased Appropriations	Unobligated Allotment	Unpaid Obligations			
									Quarter ending March 31	Quarter ending June 30	Quarter ending Sept 30	Quarter ending Dec. 31		Quarter ending March 31	Quarter ending June 30	Quarter ending Sept 30	Quarter ending Dec. 31				Due and Demandable	Not Yet Due and Demandable		
1	2	3	4	5=(3+4)	6	7	8	9	10=6+(-)(7-8+9)	11	12	13	14	15=(11+12+13+14)	16	17	18	19	20=(16+17+18+19)	21=(5-10)	22=(10-15)	23	24	
AGENCY SPECIFIC BUDGET																								
Personnel Services																								
Salaries and Wages	50101010	29,039,000.00		29,039,000.00	29,039,000.00				29,039,000.00	9,771,691.62	10,048,747.55	8,860,283.94		28,680,723.11	9,255,299.44	10,502,875.00	8,720,552.85		28,478,727.29	-	358,276.89	-	201,995.82	
Other Compensation																								
Personnel Economic Relief Allowance (PERA)	50102010	1,344,000.00		1,344,000.00	1,344,000.00				1,344,000.00	427,090.96	464,850.94	377,909.11		1,269,851.01	420,545.46	408,760.05	377,909.11		1,207,214.64	-	74,148.99	-	62,636.37	
Representation Allowance	50102020	540,000.00	375,564.52	915,564.52	540,000.00		375,564.52		915,564.52	322,016.13	316,048.39	277,500.00		915,564.52	322,016.13	316,048.39	277,500.00		915,564.52	-	-	-	-	-
Transportation Allowance	50102030	540,000.00	375,564.52	915,564.52	540,000.00		375,564.52		915,564.52	322,016.13	316,048.39	277,500.00		915,564.52	322,016.13	316,048.39	277,500.00		915,564.52	-	-	-	-	-
Clothing Allowance	50102040	280,000.00	116,000.00	396,000.00	280,000.00		116,000.00		396,000.00	-	390,000.00	6,000.00		396,000.00	-	390,000.00	6,000.00		396,000.00	-	-	-	-	-
Other Bonuses and Allowances:																								
Productivity Enhancement Incentive	50102990	2,700,000.00	909,906.00	3,609,906.00	2,700,000.00				2,700,000.00	10,000.00	3,264,302.00	65,604.00		3,339,906.00	10,000.00	3,181,863.00	65,604.00		3,257,467.00	909,906.00	270,000.00	82,439.00	82,439.00	
Mid Year Bonus	50102140	2,420,000.00	909,906.00	3,329,906.00	2,420,000.00		909,906.00		3,329,906.00	-	3,264,302.00	65,604.00		3,329,906.00	-	3,181,863.00	65,604.00		3,247,467.00	-	270,000.00	82,439.00	3,329,906.00	
Honoraria	50102100		7,500,000.00	7,500,000.00			7,500,000.00		7,500,000.00	2,700,000.00	2,520,000.00	2,280,000.00		7,500,000.00	2,680,800.00	2,520,000.00	2,280,000.00		7,480,800.00	-	-	-	19,200.00	
Overtime and Night Pay	50102130		928,866.00	928,866.00			928,866.00		928,866.00	342,726.23	255,259.35	330,880.42		928,866.00	340,395.55	253,102.18	349,655.71		943,153.44	-	-	-	(14,287.44)	
Cash Gift	50102150		280,000.00	280,000.00	280,000.00				280,000.00	5,000.00				5,000.00					5,000.00	-	275,000.00	-	-	
Year End Bonus	50102140		2,420,000.00	2,420,000.00	2,420,000.00				2,420,000.00	71,424.00				71,424.00					71,424.00	-	2,348,576.00	-	-	
Personnel Benefit Contributions																								
Pay-fig Contributions	50103020	67,000.00		67,000.00	67,000.00				67,000.00	13,800.00	14,300.00	18,300.00		46,400.00	20,200.00	20,200.00	18,900.00		59,300.00	-	20,600.00	-	(12,900.00)	
Philhealth Contributions	50103030	196,000.00		196,000.00	196,000.00				196,000.00	63,044.54	32,357.82	81,795.92		177,198.28	84,583.16	57,028.50	84,720.19		226,331.85	-	18,801.72	-	(49,133.57)	
ECIP - Civilian	50103040	67,000.00		67,000.00	67,000.00				67,000.00	28,500.00	13,500.00	16,500.00		56,500.00	20,000.00	25,700.00	16,800.00		62,500.00	-	10,500.00	-	(6,000.00)	
Other Personnel Benefits																								
Terminal Leave Benefits	50104030																							
Other Personnel Benefits	50104990	68,832,000.00	(19,239,090.97)	49,592,909.03	68,832,000.00		2,736,875.00	21,975,965.97	49,592,909.03	6,433,000.00	7,785,875.00	5,777,772.53		19,996,647.53	6,433,000.00	7,765,531.70	5,878,144.18		20,078,875.88	-	29,598,261.50	(80,028.35)	(80,028.35)	
Lump-sum for filling of positions		68,759,000.00	(21,975,965.97)	46,783,034.03	68,759,000.00			21,975,965.97	46,783,034.03	6,100,000.00	5,800,000.00	5,357,361.88		17,257,361.88	6,100,000.00	5,800,000.00	5,357,361.88		17,257,361.88	-	29,525,672.15	-	(80,028.35)	
Lump-sum for step-increments - length of service		73,000.00		73,000.00	73,000.00				73,000.00			2,410.65		2,410.65							70,589.35	2,410.65	2,410.65	
Lump-sum for step-increments - meritorious performance										0.00				0.00								(82,439.00)	(82,439.00)	
Other Personnel Benefits			2,736,875.00	2,736,875.00			2,736,875.00		2,736,875.00	333,000.00	1,985,875.00	418,000.00		2,736,875.00	333,000.00	1,965,531.70	520,782.30		2,819,314.00	-	-	(82,439.00)	(82,439.00)	
SUB-TOTAL		106,305,000.00	(9,033,189.93)	97,271,810.07	106,305,000.00		12,942,776.04	21,975,965.97	96,361,904.07	20,508,309.61	25,421,289.44	18,370,045.92		64,299,644.97	19,985,278.89	25,757,157.21	18,363,286.04		64,095,723.14	909,906.00	32,972,165.10	2,410.65	203,921.83	
Maintenance and Operating Expenses																								
Supplies and Materials Expenses																								
Travelling Expenses	50201010		209,150.00	209,150.00			209,150.00		209,150.00	152,000.00	57,150.00			209,150.00	152,000.00	57,150.00			209,150.00	-	-	-	-	-
Training Expenses	50202010																							
Office Supplies Expenses	50203010	174,000.00	1,014,298.50	1,188,298.50	174,000.00		1,014,298.50		1,188,298.50	880,286.00	279,512.50	28,500.00		1,188,298.50	34,200.00	927,344.00			1,161,851.49	-	-	-	26,447.01	
Fuel, Oil and Lubricants Expenses	50203090	29,000.00		29,000.00	29,000.00				29,000.00												29,000.00			
Utility Expenses																								
Electricity Expenses	50204020	285,000.00	532,020.82	817,020.82	285,000.00		532,020.82		817,020.82	-	453,175.81	363,845.01		817,020.82		249,402.93	567,617.89		817,020.82	-	-	-	-	-
Communication Expenses																								
Telephone Expenses - Landline	50205020	632,000.00		632,000.00	632,000.00				632,000.00												632,300.00			
Repairs and Maintenance																								
Repairs and Maintenance - Motor Vehicles	50213060	75,000.00		75,000.00	75,000.00				75,000.00												75,000.00			
Taxes, Insurance Premiums and Other Fees																								
Fidelity Bond Premiums	50215020	36,000.00		36,000.00	36,000.00				36,000.00												36,000.00			
Other Maintenance and Operating Expenses																								
Rent Expenses	50299050	655,000.00		655,000.00	655,000.00				655,000.00			41,179.44		41,179.44			41,179.43		41,179.43	-	613,820.56	0.01	0.01	
Representation Expenses	50299030																							
Transportation and Delivery Expenses	50299040	34,000.00		34,000.00	34,000.00				34,000.00													34,000.00		
Other Professional Services	50211990		1,751,612.90	1,751,612.90			1,751,612.90		1,751,612.90	420,000.00	420,000.00	911,812.90		1,751,612.90	428,957.08		1,829,788.32		2,258,745.40	-	-	-	(507,132.50)	
Other Maintenance and Other Operating Expenses	50299990	10,708,000.00	5,526,107.71	16,234,107.71	10,708,000.00		5,526,107.71		16,234,107.71	4,002,075.40	5,305,806.04	6,926,428.27		16,234,107.71	3,963,878.31	5,737,490.24	5,988,105.98		15,889,474.53	-	-	-	544,633.18	
SUB-TOTAL		12,628,000.00	9,033,189.93	21,661,189.93	12,628,000.00		9,033,189.93		21,661,189.93	5,454,361.40	6,515,444.35	8,271,563.62		20,241,369.37	4,579,035.39	6,971,387.17	8,626,999.11		20,177,421.67	-	1,419,820.56	0.01	63,94	

SUMMARY OF APPROPRIATIONS, ALLOTMENTS, OBLIGATIONS, DISBURSEMENTS AND BALANCES BY OBJECT OF EXPENDITURES
As of the Quarter Ending September 30, 2018

Department: JUDICIARY
Agency: PRESIDENTIAL ELECTORAL TRIBUNAL
Organization Code (UACS): 29-002-00-00000
Funding Source Code: 101

X	Current Year Appropriations
	Supplemental Appropriations
	Continuing Appropriations

Program/Activity/Project P/AP and Account Title	UACS Code	Appropriations			Allotments			Current Year Obligations							Disbursements					Balances				
		Authorized Appropriation	Adjusted Appropriations	Allotments Received	Adjustment (Withdrawal, Reassignment)	Transfer To	Transfer From	Adjusted Total Allotments	1st Quarter ending	2nd Quarter ending	3rd Quarter ending	4th Quarter ending	Total	1st Quarter ending	2nd Quarter ending	3rd Quarter ending	4th Quarter ending	Total	Unreleased Appropriations	Unobligated Allotment	Unpaid Obligations			
									March 31	June 30	Sept. 30	Dec. 31		March 31	June 30	Sept. 30	Dec. 31				20=(16+17+18+19)	21=(5-10)	22=(10-15)	23
SPECIAL PURPOSE FUND Pension and Gratuity Fund Terminal Leave Benefits	50104030	-	3,291,681.00	3,291,681.00	3,291,681.00			3,291,681.00	2,002,765.01	329,146.77	184,065.27		2,515,977.05	2,002,765.01	329,146.77	184,065.27		2,515,977.05		775,703.95				
TOTAL SPECIAL PURPOSE FUND			3,291,681.00	3,291,681.00	3,291,681.00			3,291,681.00	2,002,765.01	329,146.77	184,065.27		2,515,977.05	2,002,765.01	329,146.77	184,065.27		2,515,977.05		775,703.95				
GRAND TOTAL		122,417,000.00	3,291,681.00	125,708,681.00	125,708,681.00		21,975,965.97	21,975,965.97	124,798,775.00	29,400,703.05	33,376,468.81	27,756,612.06		90,533,783.92	27,638,858.02	34,473,687.25	28,113,971.39		90,226,516.66	908,906.00	35,174,897.08	2,410.66	307,267.26	

Prepared By:
Lilianne E. Ulgado
ARISOL B. CASTRO
Budget Accounting Clerk

Certified Correct:
Lilianne E. Ulgado
LILIANNE E. ULGADO
Acting Chief Accountant

Certified Correct:
Marlyn de Joya
MARLYN DE JOYA
Acting Chief, Budget Division

Approved by:
Corazon P. Peraza-Pore
CORAZON P. PERAZA-PORE
Acting Chief Financial Officer