







Particulars	UACS CODE	Appropriations			Allotments				Current Year Obligations					Current Year Disbursements					Balances				
		Authorized Appropriation	Adjustments (Transfer to / From Realignment)	Adjusted Appropriations	Allotments Received	Adjustments (Withdrawal, Realignment)	Transfer To	Transfer From	Adjusted Total Allotments	1st Quarter ending March 31	2nd Quarter ending June 30	3rd Quarter ending Sept. 30	4th Quarter ending Dec. 31	Total	1st Quarter ending March 31	2nd Quarter ending June 30	3rd Quarter ending Sept. 30	4th Quarter ending Dec. 31	Total	Unreleased Appropriations	Unobligated Allotment	Unpaid Obligations (16-20) (21-24)	
1	2	3	4	5=(3+4)	6	7	8	9	10=(6+7)-8+9	11	12	13	14	15=(11+12+13+14)	16	17	18	19	20=(16+17+18+19)	21=(5-10)	22=(10-15)	23	24
<b>Capital outlays (Property, Plant and Equipment)</b>																							
Land and Land Improvements Outlay	5060402000	128,788,000.00		128,788,000.00	128,788,000.00				128,788,000.00			128,678,000.00		128,678,000.00						0.00	0.00	110,000.00	128,678,000.00
Buildings and Other Structure Outlay	5060404000	20,000,000.00		20,000,000.00	20,000,000.00				20,000,000.00					0.00						0.00	0.00	20,000,000.00	
Machinery and Equipment Outlay	5060405000	3,125,000.00		3,125,000.00	3,125,000.00		28,979,374.61		32,104,374.61	253,372.00	357,494.00	3,293,005.20		3,903,871.20			7,881,039.94		7,881,039.94	(28,979,374.61)	28,200,503.41	(3,977,188.74)	
<b>TOTAL</b>		<b>151,913,000.00</b>	<b>0.00</b>	<b>151,913,000.00</b>	<b>151,913,000.00</b>	<b>0.00</b>	<b>28,979,374.61</b>	<b>0.00</b>	<b>180,892,374.61</b>	<b>253,372.00</b>	<b>357,494.00</b>	<b>131,971,005.20</b>	<b>0.00</b>	<b>132,681,871.20</b>	<b>0.00</b>	<b>0.00</b>	<b>7,881,039.94</b>	<b>0.00</b>	<b>7,881,039.94</b>	<b>(28,979,374.61)</b>	<b>48,310,503.41</b>	<b>124,700,811.26</b>	<b>0.00</b>
<b>B. AUTOMATIC APPROPRIATIONS</b>																							
Personnel Services	50100000	0.00	0.00	0.00	0.00	0.00	0.00	0.00	0.00	0.00	0.00	0.00	0.00	0.00	0.00	0.00	0.00	0.00	0.00	0.00	0.00	0.00	0.00
<b>TOTAL</b>		<b>0.00</b>	<b>0.00</b>	<b>0.00</b>	<b>0.00</b>	<b>0.00</b>	<b>0.00</b>	<b>0.00</b>	<b>0.00</b>	<b>0.00</b>	<b>0.00</b>	<b>0.00</b>	<b>0.00</b>	<b>0.00</b>	<b>0.00</b>	<b>0.00</b>	<b>0.00</b>	<b>0.00</b>	<b>0.00</b>	<b>0.00</b>	<b>0.00</b>	<b>0.00</b>	<b>0.00</b>
<b>C. SPECIAL PURPOSE FUNDS</b>																							
Pension and Gratuity Fund	50104020	346,684,258.73		346,684,258.73	346,684,258.73				346,684,258.73	98,278,935.00	90,358,110.00	158,047,213.73		346,684,258.73	98,278,935.00	80,358,110.00	151,695,181.73		340,332,226.73	0.00	0.00	6,352,032.00	
Retirement Gratuity	50104030	285,680,399.27		285,680,399.27	285,680,399.27				285,680,399.27	71,319,992.90	91,799,414.38	102,555,817.47		285,675,224.75	96,533,309.12	101,879,229.03	92,989,139.45		251,311,677.60	0.00	0.00	20,005,174.52	14,363,547.15
Terminal Leave Benefits		632,364,658.00	0.00	632,364,658.00	632,364,658.00	0.00	0.00	0.00	632,364,658.00	169,598,927.90	182,157,824.38	260,603,031.20	0.00	612,359,483.48	164,812,244.12	192,237,339.03	244,694,321.18	0.00	691,643,904.33	0.00	20,095,174.52	20,715,679.15	0.00
<b>TOTAL</b>		<b>1,264,729,315.00</b>	<b>0.00</b>	<b>1,264,729,315.00</b>	<b>1,264,729,315.00</b>	<b>0.00</b>	<b>0.00</b>	<b>0.00</b>	<b>1,264,729,315.00</b>	<b>339,197,855.80</b>	<b>364,256,338.76</b>	<b>521,205,062.40</b>	<b>0.00</b>	<b>1,264,729,315.00</b>	<b>359,624,488.24</b>	<b>274,474,669.06</b>	<b>489,778,642.36</b>	<b>0.00</b>	<b>1,264,729,315.00</b>	<b>0.00</b>	<b>20,095,174.52</b>	<b>35,081,296.65</b>	<b>0.00</b>
<b>PROJECTS:</b>																							
Locally-Funded Projects)																							
Subsidy to the Integrated Bar of the Philippines		30,000,000.00		30,000,000.00	30,000,000.00				30,000,000.00					30,000,000.00					0.00	0.00		30,000,000.00	
Enterprise Info. Systems Plan (EISP)		890,360,000.00		890,360,000.00	890,360,000.00				890,360,000.00					890,360,000.00					0.00	0.00		890,360,000.00	
Const./Repair/Rehab. of HO's		0.00		0.00	0.00				0.00					0.00					0.00	0.00		0.00	
<b>TOTAL</b>		<b>920,360,000.00</b>	<b>0.00</b>	<b>920,360,000.00</b>	<b>920,360,000.00</b>	<b>0.00</b>	<b>0.00</b>	<b>0.00</b>	<b>920,360,000.00</b>	<b>0.00</b>	<b>0.00</b>	<b>0.00</b>	<b>0.00</b>	<b>920,360,000.00</b>	<b>0.00</b>	<b>0.00</b>	<b>0.00</b>	<b>0.00</b>	<b>0.00</b>	<b>0.00</b>	<b>0.00</b>	<b>920,360,000.00</b>	<b>0.00</b>
<b>GRAND TOTAL</b>		<b>19,423,145,658.00</b>	<b>0.00</b>	<b>19,423,145,658.00</b>	<b>19,986,252,211.00</b>	<b>0.00</b>	<b>1,218,166,874.61</b>	<b>(1,218,166,874.61)</b>	<b>19,986,252,211.00</b>	<b>3,226,738,862.79</b>	<b>5,249,733,243.74</b>	<b>3,860,195,107.83</b>	<b>0.00</b>	<b>12,336,667,214.36</b>	<b>3,052,699,396.80</b>	<b>5,267,984,443.94</b>	<b>3,664,370,936.38</b>	<b>0.00</b>	<b>11,985,054,776.12</b>	<b>(563,106,553.00)</b>	<b>7,649,594,996.64</b>	<b>351,612,438.24</b>	<b>0.00</b>

Prepared by:  
  
 NELSON C. MARTIN  
 Accountant II

Certified Correct:  
  
 LILIANNE E. ULGADO  
 Chief Accountant  
 Fiscal Management and Budget Office

Certified Correct:  
  
 RUBY C. ESTEBAN-GARCIA  
 Assistant Chief of Office and CIC - Budget Division  
 Fiscal Management and Budget Office

Approved By:  
  
 CORAZON G. FERRER-FLORES  
 Deputy Clerk of Court and Chief  
 Fiscal Management and Budget Office



**SUMMARY OF APPROPRIATIONS, ALLOTMENTS, OBLIGATIONS, DISBURSEMENTS AND BALANCES BY OBJECT EXPENDITURES**  
As of the Quarter Ending September 30, 2015

FAR No. 1-A

	Current Year Appropriations
	Supplemental Appropriations
X	Continuing Appropriations

Agency: JUDICIARY  
 Operating Unit: SUPREME COURT OF THE PHILIPPINES and the LOWER COURTS  
 Organization Code (UACS): 29 001 00 00000  
 Funding Source Code: 101

Particulars	UACS CODE	Appropriations			Allotments		Current Year Obligations					Current Year Disbursements					Balances						
		Authorized Appropriation	Adjustments (Transfer to / From Realignment)	Adjusted Appropriations	Allotments Received	Adjustments (Withdrawal, Realignment)	Transfer To	Transfer From	Adjusted Total Allotments	1st Quarter ending March 31	2nd Quarter ending June 30	3rd Quarter ending Sept. 30	4th Quarter ending Dec. 31	Total	1st Quarter ending March 31	2nd Quarter ending June 30	3rd Quarter ending Sept. 30	4th Quarter ending Dec. 31	Total	Unreleased Appropriations	Unobligated Allotment	Unpaid Obligations(15-20)=(23-24)	
1	2	3	4	5=(3+4)	6	7	8	9	10=(6+7) -8+9]	11	12	13	14	15=(11+12+13+14)	16	17	18	19	20=(16+17+18+19)	21=(5-10)	22=(10-15)	23	24
<b>SUMMARY</b>																							
<b>A. AGENCY SPECIFIC BUDGET</b>																							
<b>Personnel Services</b>																							
5010000																							
Salaries and Wages - Regular	50101010	200,457,887.06		200,457,887.06	200,457,887.06				200,457,887.06														
Personnel Economic Relief Allowance (PERA)	50102010	80,995.35		80,995.35	80,995.35				80,995.35														
Representation Allowance (RA)	50102020	60,300.00		60,300.00	60,300.00				60,300.00														
Transportation Allowance (TA)	50102030	60,300.00		60,300.00	60,300.00				60,300.00														
Clothing/Uniform Allowance	50102040	20,000.00		20,000.00	20,000.00				20,000.00														
Productivity Incentive Allowance	50102080	3,650.60		3,650.60	3,650.60				3,650.60														
Longevity Pay	50102120	98,379.03		98,379.03	98,379.03				98,379.03														
Year End Bonus	50102140	89,000.00		89,000.00	89,000.00				89,000.00														
Life and Retirement Insurance Contribution	50103010	105,548.96		105,548.96	105,548.96				105,548.96														
PAG-IBIG Contributions	50103020	6,500.00		6,500.00	6,500.00				6,500.00														
PHILHEALTH Contributions	50103030	3,225.00		3,225.00	3,225.00				3,225.00														
Employees Compensation Insurance Premiums	50103040	1,235.42		1,235.42	1,235.42				1,235.42														
Other Personnel Benefits	50104890	2,600,500.00		2,600,500.00	2,600,500.00				2,600,500.00	2,600,500.00				2,600,500.00	2,600,500.00				2,600,500.00				
<b>TOTAL</b>		<b>203,587,521.42</b>	<b>0.00</b>	<b>203,587,521.42</b>	<b>203,587,521.42</b>	<b>0.00</b>	<b>0.00</b>	<b>0.00</b>	<b>203,587,521.42</b>	<b>2,600,500.00</b>	<b>0.00</b>	<b>0.00</b>	<b>0.00</b>	<b>2,600,500.00</b>	<b>2,600,500.00</b>	<b>0.00</b>	<b>0.00</b>	<b>0.00</b>	<b>2,600,500.00</b>	<b>0.00</b>	<b>0.00</b>	<b>200,881,472.46</b>	<b>0.00</b>
<b>Maintenance &amp; Other Operating Expenses</b>																							
50201010	420,108,864.41		420,108,864.41	420,108,864.41					420,108,864.41	2,998,445.59	3,573,304.53			6,571,750.12	2,833,147.20	2,756,054.23			5,589,211.43			413,537,114.29	
50202010	26,123,601.58		26,123,601.58	26,123,601.58					26,123,601.58					26,123,601.58					26,123,601.58				
50203010	1,604,966.96		1,604,966.96	1,604,966.96					1,604,966.96					1,604,966.96					1,604,966.96				
50205010	431,835.92		431,835.92	431,835.92					431,835.92					431,835.92					431,835.92				
50299010	168,000.00		168,000.00	168,000.00					168,000.00					168,000.00					168,000.00				
50299050	15,000,000.00		15,000,000.00	15,000,000.00					15,000,000.00					15,000,000.00					15,000,000.00				
50212000	4,058,214.48		4,058,214.48	4,058,214.48					4,058,214.48					4,058,214.48					4,058,214.48				
50213040	612,012,163.01		612,012,163.01	612,012,163.01					612,012,163.01	474,717.48	345,301.33			820,018.82		754,005.33			754,005.33			611,192,144.19	
50213060	88,000.00		88,000.00	88,000.00					88,000.00					88,000.00					88,000.00				
50210530	36,130.90		36,130.90	36,130.90					36,130.90					36,130.90					36,130.90				
50215030	71,000.00		71,000.00	71,000.00					71,000.00					71,000.00					71,000.00				
50299990	1,707,550.74		1,707,550.74	1,707,550.74					1,707,550.74					1,707,550.74					1,707,550.74				
<b>TOTAL</b>		<b>1,081,410,327.98</b>	<b>0.00</b>	<b>1,081,410,327.98</b>	<b>1,081,410,327.98</b>	<b>0.00</b>	<b>0.00</b>	<b>0.00</b>	<b>1,081,410,327.98</b>	<b>3,473,163.08</b>	<b>3,918,605.86</b>	<b>0.00</b>	<b>0.00</b>	<b>7,391,768.94</b>	<b>2,833,147.20</b>	<b>3,510,069.56</b>	<b>0.00</b>	<b>0.00</b>	<b>6,343,216.76</b>	<b>0.00</b>	<b>0.00</b>	<b>1,074,018,558.04</b>	<b>0.00</b>
<b>Capex</b>																							
506040000	1,000,000.00		1,000,000.00	1,000,000.00					1,000,000.00					1,000,000.00					1,000,000.00			1,000,000.00	
5060405000	25,172,786.24		25,172,786.24	25,172,786.24					25,172,786.24					25,172,786.24					25,172,786.24				
<b>TOTAL</b>		<b>26,172,786.24</b>	<b>0.00</b>	<b>26,172,786.24</b>	<b>26,172,786.24</b>	<b>0.00</b>	<b>0.00</b>	<b>0.00</b>	<b>26,172,786.24</b>	<b>0.00</b>	<b>0.00</b>	<b>0.00</b>	<b>0.00</b>	<b>25,172,786.24</b>	<b>0.00</b>	<b>0.00</b>	<b>0.00</b>	<b>0.00</b>	<b>25,172,786.24</b>	<b>0.00</b>	<b>0.00</b>	<b>26,077,786.24</b>	<b>0.00</b>
<b>PROJECTS:</b>																							
<b>Locally-Funded Project(s)</b>																							
Subsidy to the Integrated Bar of the Philippines Enterprise Info System Plan (EISP)	10,729,075.11		10,729,075.11	10,729,075.11					10,729,075.11					10,729,075.11					10,729,075.11			10,729,075.11	
549,364,453.30			549,364,453.30	549,364,453.30					549,364,453.30	4,150,880.00				4,150,880.00					4,150,880.00			545,213,573.30	
<b>TOTAL</b>		<b>660,093,528.41</b>	<b>0.00</b>	<b>660,093,528.41</b>	<b>660,093,528.41</b>	<b>0.00</b>	<b>0.00</b>	<b>0.00</b>	<b>660,093,528.41</b>	<b>0.00</b>	<b>4,150,880.00</b>	<b>0.00</b>	<b>0.00</b>	<b>4,150,880.00</b>	<b>0.00</b>	<b>0.00</b>	<b>0.00</b>	<b>0.00</b>	<b>4,150,880.00</b>	<b>0.00</b>	<b>0.00</b>	<b>555,942,648.41</b>	<b>0.00</b>
<b>GRAND TOTAL</b>		<b>1,871,264,164.05</b>	<b>0.00</b>	<b>1,871,264,164.05</b>	<b>1,871,264,164.05</b>	<b>0.00</b>	<b>0.00</b>	<b>0.00</b>	<b>1,871,264,164.05</b>	<b>6,073,663.08</b>	<b>8,069,485.86</b>	<b>95,000.00</b>	<b>0.00</b>	<b>14,238,148.94</b>	<b>5,433,647.20</b>	<b>3,510,069.56</b>	<b>0.00</b>	<b>0.00</b>	<b>8,943,716.76</b>	<b>0.00</b>	<b>0.00</b>	<b>1,856,920,466.15</b>	<b>0.00</b>

Prepared by:  
  
 NELSON C. MARTIN  
 Accountant II

Certified Correct:  
  
 LILIANNE E. ULGADO  
 Chief Accountant  
 Fiscal Management and Budget Office

Certified Correct:  
  
 RUBY C. ESTEBAN-GARCIA  
 Assistant Chief of Office and OIC Budget Division  
 Fiscal Management and Budget Office

Approved By:  
  
 CORASON G. FERRER-FLORÉS  
 Deputy Clerk of Court and Chief  
 Fiscal Management and Budget Office