




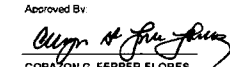


Particulars	UACS CODE	Appropriations			Allotments			Current Year Obligations					Current Year Disbursements					Balances					
		Authorized Appropriation	Adjustments (Transfer to / From Reassignment)	Adjusted Appropriations	Allotments Received	Adjustments (Withdrawal/ Reassignment)	Transfer To	Transfer From	Adjusted Total Allotments	1st Quarter ending March 31	2nd Quarter ending June 30	3rd Quarter ending Sept. 30	4th Quarter ending Dec. 31	Total	1st Quarter ending March 31	2nd Quarter ending June 30	3rd Quarter ending Sept. 30	4th Quarter ending Dec. 31	Total	Unreleased Appropriations	Unobligated Allotment	Unpaid Obligations (15-20)+(23+24)	
1	2	3	4	5(3+4)	6	7	8	9	10=(6+7)-(8+9)	11	12	13	14	15=(11+12+13+14)	16	17	18	19	20=(16+17+18+19)	21=(5-10)	22=(10-15)	23	24
Capital outlays (Property, Plant and Equipment)																							
Land & Land Improvements Outlay	1060299000	2,000,000.00		2,000,000.00	2,000,000.00									2,000,000.00									2,000,000.00
Buildings and Other Structure Outlay	1060401000	1,466,609,000.00		1,466,609,000.00	1,466,609,000.00									1,466,609,000.00									
Office Equipment Outlay	1060602000						1,199,069.00		1,199,069.00	284,315.00				1,483,384.00									
Information and Communication Technology Equipment	1060503000						4,069,592.43		4,069,592.43	93,722.47	2,111,440.02			6,274,634.92									265,735.16
Motor Vehicle	1060601000	1,500,000.00		1,500,000.00	1,500,000.00			(1,500,000.00)															
Furniture and Fixtures	1060701000	1,000,000.00		1,000,000.00	1,000,000.00		86,000.00		86,000.00					86,000.00									41,000.00
Communications Equipment Outlay	1060807000						86,000.00		86,000.00														
Other Machines and Equipment Outlay	1060909000						1,563,900.00		1,563,900.00	69,910.00	270,320.00			2,404,130.00									36,914.69
Medical and Dental Laboratory Equipment	1080511000																						
Intangible Assets Outlay	1080100000	1,000,000.00		1,000,000.00	1,000,000.00			(953,310.00)	46,690.00					46,690.00									
<b>TOTAL</b>		<b>1,472,109,000.00</b>		<b>1,472,109,000.00</b>	<b>1,472,109,000.00</b>		<b>7,017,971.43</b>	<b>(2,453,310.00)</b>	<b>1,476,873,681.43</b>	<b>803,847.47</b>	<b>3,169,410.02</b>	<b>1,722,143.84</b>	<b>1,489,178,180.00</b>	<b>1,474,673,961.43</b>	<b>380,320.03</b>	<b>2,480,848.00</b>	<b>2,445,754.27</b>	<b>1,468,059,809.28</b>	<b>1,474,330,911.58</b>			<b>2,000,000.00</b>	<b>343,649.85</b>
<b>B. AUTOMATIC APPROPRIATIONS</b>																							
Personnel Services																							
<b>TOTAL</b>																							
<b>C. SPECIAL PURPOSE FUNDS</b>																							
Miscellaneous Personnel Benefits																							
Terminal Leave Benefits	101406																						
Retirement Gratuity		321,324,000.00		321,324,000.00	288,511,011.00				268,511,011.00	4,209,983.22	36,387,135.12	71,947,786.71	142,363,379.43	254,908,296.48	3,923,040.55	33,850,873.07	73,750,372.07	142,363,379.43	253,887,665.12		3,602,724.52	1,020,621.36	
<b>TOTAL</b>		<b>321,324,000.00</b>		<b>321,324,000.00</b>	<b>288,511,011.00</b>				<b>268,511,011.00</b>	<b>4,209,983.22</b>	<b>36,387,135.12</b>	<b>71,947,786.71</b>	<b>142,363,379.43</b>	<b>254,908,296.48</b>	<b>3,923,040.55</b>	<b>33,850,873.07</b>	<b>73,750,372.07</b>	<b>142,363,379.43</b>	<b>253,887,665.12</b>		<b>3,602,724.52</b>	<b>1,020,621.36</b>	
Pension and Gratuity Fund																							
Terminal Leave Benefits	101407																						
Retirement Gratuity		342,426,372.74		342,426,372.74	342,426,372.74				342,426,372.74	99,538,029.29	81,720,531.87	91,570,603.74	58,948,822.51	331,777,967.41	75,992,283.01	87,671,489.57	86,675,214.74	89,672,053.63	320,011,950.95		10,648,385.33	11,766,936.46	
<b>TOTAL</b>		<b>342,426,372.74</b>		<b>342,426,372.74</b>	<b>342,426,372.74</b>				<b>342,426,372.74</b>	<b>99,538,029.29</b>	<b>81,720,531.87</b>	<b>91,570,603.74</b>	<b>58,948,822.51</b>	<b>331,777,967.41</b>	<b>75,992,283.01</b>	<b>87,671,489.57</b>	<b>86,675,214.74</b>	<b>89,672,053.63</b>	<b>320,011,950.95</b>		<b>10,648,385.33</b>	<b>11,766,936.46</b>	
<b>PROJECTS:</b>																							
Locality-Funded Project(s)																							
Subsidy to the Integrated Bar of the Philippines		30,000,000.00		30,000,000.00	30,000,000.00				30,000,000.00		1,459,942.48			6,656,369.26		1,459,942.48							23,533,630.74
Enterprise Info. Systems Plan (EISP)		372,110,000.00		372,110,000.00	372,110,000.00				372,110,000.00					274,393,592.34									97,716,407.66
Const./Repair/Rehab. of HO's		1,047,110,000.00		1,047,110,000.00	1,047,110,000.00				1,047,110,000.00					1,047,110,000.00									(0.00)
<b>TOTAL</b>		<b>1,449,220,000.00</b>		<b>1,449,220,000.00</b>	<b>1,449,220,000.00</b>				<b>1,449,220,000.00</b>		<b>1,459,942.48</b>			<b>1,328,710,019.14</b>		<b>1,459,942.48</b>							<b>121,060,038.40</b>
<b>GRAND TOTAL</b>		<b>31,850,234,000.00</b>		<b>32,416,104,254.90</b>	<b>32,248,980,914.80</b>		<b>3,850,976,386.58</b>	<b>(3,650,576,386.58)</b>	<b>32,248,980,914.80</b>	<b>6,807,104,872.60</b>	<b>7,937,064,371.72</b>	<b>5,754,688,832.55</b>	<b>11,804,680,715.48</b>	<b>30,904,208,592.33</b>	<b>5,443,456,721.15</b>	<b>7,703,160,400.28</b>	<b>6,644,340,530.17</b>	<b>11,781,349,416.84</b>	<b>30,592,307,098.15</b>		<b>1,344,892,322.27</b>	<b>311,801,524.18</b>	

Prepared by:  
  
**M.B. SILVA**  
 SC Supervising Judicial Staff Officer, Accto. Div.  
 Fiscal Management and Budget Office

Certified Correct:  
  
**LILIANNE E. ULGADO**  
 Chief Accountant  
 Fiscal Management and Budget Office

Certified Correct:  
  
**MARILYN O. JOYA**  
 SC Chief Judicial Officer, Budget Division  
 Fiscal Management and Budget Office

Approved By:  
  
**CORAZON G. FERRER-FLORES**  
 Deputy Clerk of Court and Chief  
 Fiscal Management and Budget Office



SUMMARY OF APPROPRIATIONS, ALLOTMENTS, OBLIGATIONS, DISBURSEMENTS AND BALANCES BY OBJECT OF EXPENDITURES  
As of the Quarter Ending December 31, 2018

Agency: JUDICIARY  
Operating Unit: SUPREME COURT OF THE PHILIPPINES  
Organization Code (UAACS): 29 001 00 00000  
Funding Source Code: 101

	Current Year Appropriations
	Supplemental Appropriations
X	Continuing Appropriations

Particulars	UAACS CODE	Appropriations			Allotments		Current Year Obligations					Current Year Disbursements					Balances						
		Authorized Appropriation	Adjustments (Transfer to / From Reassignment)	Adjusted Appropriations	Allotments Received	Adjustments (Withdrawal, Reassignment)	Transfer To	Transfer From	Adjusted Total Allotments	1st Quarter ending March 31	2nd Quarter ending June 30	3rd Quarter ending Sept. 30	4th Quarter ending Dec. 31	Total	1st Quarter ending March 31	2nd Quarter ending June 30	3rd Quarter ending Sept. 30	4th Quarter ending Dec. 31	Total	Unreleased Appropriations	Unobligated Allotment	Unpaid Obligations (16-20)+(23-24)	Due and Demandable
1	2	3	4	5=(3+4)	6	7	8	9	10=[(8+(-7))-6+9]	11	12	13	14	15=(11+12+13+14)	16	17	18	19	20=(16+17+18+19)	21=(6-10)	22=(16-15)	23	24
<b>SUMMARY</b>																							
<b>A. AGENCY SPECIFIC BUDGET</b>																							
<b>Personnel Services</b>																							
Salaries and Wages - Regular																							
Personnel Economic Relief Allowance (PERA)																							
Representation Allowance (RA)																							
Transportation Allowance (TA)																							
Clothing/Uniform Allowance																							
Productivity Incentive Allowance																							
Longevity Pay																							
Overtime and Night Pay																							
Cash Gift																							
Year End Bonus																							
Life and Retirement Insurance Contribution																							
PACU/BC Contributions																							
PHILHEALTH Contributions																							
Employees Compensation Insurance Premiums																							
Pension Benefits																							
Retirement Gratuity																							
Terminal Leave Benefits																							
Other Personnel Benefits																							
<b>TOTAL</b>																							
<b>Maintenance &amp; Other Operating Expenses</b>																							
Traveling Expenses-Local																							
Training Expenses																							
Office Supplies Expenses																							
Fuel, Oil and Lubricants Expenses																							
Other Supplies and Materials Expenses																							
Electricity Expenses																							
Postage and Courier Services																							
Telephone Expenses-Landline																							
Telephone Expenses-Mobile																							
Internet Subscription Expenses																							
Advertising Expenses																							
Rent/Lease Expenses																							
Transportation and Delivery Expenses																							
General Services																							
Security Services																							
Other Professional Services																							
Repairs and Maintenance - Office Building																							
Repairs and Maintenance - Office Equipment																							
Repairs and Maintenance - Transportation Equipment																							
Financial Assistance to NGOs/POs																							
Extraordinary Expenses and Miscellaneous Expenses																							
Representation Expenses																							
Insurance Expenses																							
Other Maintenance and Operating Expenses																							
<b>TOTAL</b>																							
<b>Capital outlays (Property, Plant and Equipment)</b>																							
Land & Land Improvements Outlay																							
Buildings and Other Structures																							
Office Equipment																							
Information and Communication Technology Equipment																							
Transportation Equipment Outlay																							
<b>TOTAL</b>																							
<b>B. AUTOMATIC APPROPRIATIONS</b>																							
<b>Personnel Services</b>																							
<b>TOTAL</b>																							
<b>C. SPECIAL PURPOSE FUNDS</b>																							
<b>Pension and Gratuity Fund</b>																							
Retirement Gratuity																							
Terminal Leave Benefits																							
<b>TOTAL</b>																							
<b>PROJECTS:</b>																							
Locally-Funded Project(s)																							
Subsidy to the Integrated Bar of the Philippines																							
Enterprise Info. Systems Plan (EISP)																							
Cons./Repair/Rehab. of HO's																							
<b>TOTAL</b>																							
<b>GRAND TOTAL</b>																							

Prepared by:  
*[Signature]*  
IV B. SILVA  
SC Supervising Judicial Staff Officer, Acad. Div.  
Fiscal Management and Budget Office

Certified Correct:  
*[Signature]*  
LILIANNE E. ULGADO  
Chief Accountant  
Fiscal Management and Budget Office

Certified Correct:  
*[Signature]*  
MARIN L. DE JOYA  
SC Chief Judicial Officer, Budget Office  
Fiscal Management and Budget Office

Approved By:  
*[Signature]*  
CORAZON G. FERRER-FLORES  
Deputy Clerk of Court and Chief  
Fiscal Management and Budget Office