



Particulars	Available Appropriations	Allotment Releases		Obligations		Disbursements		
	Amount	Amount	% to Available Appropriations	Amount	% to Allotment	Amount	% to Allotment	% to Obligation
A. PROGRAMS								
I. Gen. Admin & Support								
a. Gen. Admin & Support Serv.								
PS	1,012,896	384,817	37.99%	372,693	96.85%	314,185	81.65%	84.30%
MOOE	2,751,638	2,741,941	99.65%	1,376,287	50.19%	1,334,131	48.66%	96.94%
CO	165,017	165,017	100.00%	15,525	9.41%	8,948	5.42%	57.64%
RLIP	25,830	13,365	51.74%	13,366	100.01%	13,364	99.99%	99.99%
b. Administration of Personnel Benefits								
Lumpsum for Unfilled Positions	7,143,279	487,654	6.83%	487,654	100.00%	487,654	100.00%	100.00%
Terminal Leave	777,259	777,259	100.00%	103,022	13.25%	103,022	13.25%	100.00%
Retirement Gratuity	637,262	637,262	100.00%	187,236	29.38%	187,236	29.38%	100.00%
c. Supervision of Lower Courts								
PS	343,043	343,043	100.00%	255,339	74.43%	255,339	74.43%	100.00%
MOOE	363,803	363,803	100.00%	225,429	61.96%	225,429	61.96%	100.00%
CO								
RLIP	30,128	11,079	36.77%	11,096	100.15%	11,096	100.15%	100.00%
II. SUPPORT TO OPERATIONS								
a. Judicial and Bar Council								
PS	37,733	37,733	100.00%	35,103	93.03%	35,103	93.03%	100.00%
MOOE	29,006	29,006	100.00%	1,805	6.22%	1,805	6.22%	100.00%
CO								
RLIP	3,433	768	22.37%	777	101.17%	777	101.17%	100.00%
b. Philippine Judicial Academy								
PS	98,420	98,420	100.00%	77,475	78.72%	77,475	78.72%	100.00%
MOOE	95,594	95,594	100.00%	61,359	64.19%	61,359	64.19%	100.00%
CO								
RLIP	8,847	2,442	27.60%	2,451	100.37%	2,451	100.37%	100.00%
c. Mandatory Continuing Legal Education								
PS	9,510	9,510	100.00%	7,259	76.33%	7,259	76.33%	100.00%
MOOE	6,957	6,957	100.00%	907	13.04%	907	13.04%	100.00%
CO								
RLIP	869	201	23.13%	201	100.00%	201	100.00%	100.00%
III. Operations								
a. MFO 1. RESOLUTIONS/DECISIONS IN APPEALED AND OTHER CASES UNDER ITS JURISDICTION								
1. Adjudication of R.T.C Cases								
PS	9,442,863	15,666,454	165.91%	7,524,761	48.03%	7,481,687	47.76%	99.43%
MOOE	1,307,438	1,307,438	100.00%	330,871	25.31%	247,652	18.94%	74.85%
CO								
RLIP	482,261	125,376	26.00%	128,312	102.34%	125,516	100.11%	97.82%
2. Adjudication of MeTC Cases								
PS	817,361	890,859	108.99%	758,832	85.18%	756,131	84.88%	99.64%
MOOE	148,525	148,525	100.00%	35,001	23.57%	29,315	19.74%	83.75%
CO								
RLIP	45,874	14,353	31.29%	14,595	101.69%	14,389	100.25%	98.59%
3. Adjudication of M.T.C.C Cases								
PS	1,711,739	1,908,749	111.51%	1,396,702	73.17%	1,283,093	67.22%	91.87%
MOOE	307,334	307,334	100.00%	52,675	17.14%	33,692	10.96%	63.96%
CO								
RLIP	100,840	26,153	25.94%	26,488	101.28%	25,956	99.25%	97.99%
4. Adjudication of M.C.T.C. Cases								
PS	2,167,052	2,530,402	116.77%	1,805,231	71.34%	1,675,055	66.20%	92.79%
MOOE	436,963	436,963	100.00%	66,683	15.26%	24,818	5.68%	37.22%
CO								
RLIP	90,330	23,968	26.53%	24,085	100.49%	23,788	99.25%	98.77%
5. Adjudication of M.T.C Cases								
PS	1,854,072	2,147,497	115.83%	1,525,699	71.05%	1,519,606	70.76%	99.60%
MOOE	335,313	335,313	100.00%	54,901	16.37%	22,722	6.78%	41.39%
CO								
RLIP	74,949	20,345	27.15%	20,467	100.60%	20,139	98.99%	98.40%
6. Adjudication of S.H.D.C. Cases								
PS	25,159	27,151	107.92%	20,348	74.94%	20,320	74.84%	99.86%
MOOE	11,305	11,305	100.00%	225	1.99%	222	1.96%	98.67%
CO								
RLIP	1,834	465	25.35%	469	100.86%	469	100.86%	100.00%

Particulars	Available Appropriations	Allotment Releases		Obligations		Disbursements		
	Amount	Amount	% to Available Appropriations	Amount	% to Allotment	Amount	% to Allotment	% to Obligation
7. Adjudication of S.H.C.C. Cases								
PS	125,621	159,460	126.94%	100,999	63.34%	100,214	62.85%	99.22%
MOOE	26,901	26,901	100.00%	1,687	6.27%	1,529	5.68%	90.63%
CO								
RLIP	6,556	1,660	25.32%	1,683	101.39%	1,654	99.64%	98.28%
8. Adjudication of Child & Family Court Cases								
PS	176,788	202,378		250,993	124.02%	249,649	123.36%	99.46%
MOOE	72,933	72,933	100.00%	22,850	31.33%	17,723	24.30%	77.56%
CO								
RLIP	11,401	4,938		4,987	100.99%	4,732	95.83%	94.89%
9. Adjudication of Constitutional questions appealed and other cases								
PS	882,282	948,528	107.51%	610,594	64.37%	610,594	64.37%	100.00%
MOOE	364,044	364,044	100.00%	64,529	17.73%	64,529	17.73%	100.00%
CO						0		
RLIP	44,767	11,507	25.70%	11,570	100.55%	11,570	100.55%	100.00%
B. PROJECTS								
I. Locally Funded Project (s):								
a. Subsidy to the IBP								
PS								
MOOE	30,900	30,900	100.00%		0.00%		0.00%	
CO								
b. JSCC - Convergence Program								
PS								
MOOE	11,000	11,000	100.00%	46	0.42%	46	0.42%	100.00%
CO								
c. Const./Rehab. Of the HOJs								
PS								
MOOE								
CO	1,268,808	1,268,808	100.00%	1,268,808	100.00%	1,268,808	100.00%	100.00%
TOTAL CURRENT APPROPRIATION								
	35,923,737	35,237,578		19,360,075		18,763,359		
SPECIAL PURPOSE FUNDS								
Miscellaneous Personnel Benefits Fund								
PS		1,057,027						
PENSION GRATUITY FUNDS								
TERMINAL LEAVE		149,370		146,655	98.18%	146,655	98.18%	100.00%
RETIREMENT GRATUITY		152,031		152,031	100.00%	152,031	100.00%	100.00%
PRIOR YEAR (Including Locally Funded Projects: EISP/IBP) CY 2003 - 2015								
PS	630,585		0.00%	87,190		82,139		94.21%
MOOE	896,751		0.00%	80,545		52,796		65.55%
CO	13,046		0.00%	10,598		10,598		100.00%
ACCOUNTS PAYABLE								
PS								
MOOE								
CO								
GRAND TOTAL								
	37,464,119	36,596,006		19,837,094		19,207,578		


Certified Correct:


IVY D. SILVA
SC Supervising Judicial Staff Officer, Accounting Division
Fiscal Management and Budget Office

Certified Correct:


MARILYN I. DE JOYA
SC Chief Judicial Officer, Budget Division
Fiscal Management and Budget Office

Approved By:


CORAZON G. FERREX-FLORES
Deputy Clerk of Court and Chief
Fiscal Management and Budget Office