


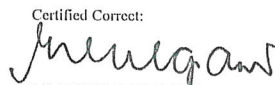
FLASH PERFORMANCE MONITORING REPORT
As of June 30, 2020
(In thousand pesos)


Department: The Judiciary
Agency: Supreme Court of the Philippines


Particulars	Available Appropriations	Allotment Releases		Obligations		Disbursements		
	Amount	Amount	% to Available Appropriations	Amount	% to Allotment	Amount	% to Allotment	% to Obligation
A. PROGRAMS								
I. Gen. Admin & Support								
a. Gen. Admin & Support Serv.								
PS	1,012,896	384,817	37.99%	305,941	79.50%	238,962	62.10%	78.11%
MOOE	2,751,638	2,741,941	99.65%	1,285,795	46.89%	1,255,413	45.79%	97.64%
CO	165,017	165,017	100.00%	11,979	7.26%	8,948	5.42%	74.70%
RLIP	25,830	13,365	51.74%	13,365	100.00%	13,364	99.99%	99.99%
b. Administration of Personnel Benefits								
Lumpsum for Unfilled Positions	7,143,279	487,654	6.83%	487,654	100.00%	487,654	100.00%	100.00%
Terminal Leave	777,259	777,259	100.00%	75,275	9.68%	70,644	9.09%	93.85%
Retirement Gratuity	637,262	637,262	100.00%	145,969	22.91%	145,969	22.91%	100.00%
c. Supervision of Lower Courts								
PS	343,043	343,043	100.00%	220,812	64.37%	220,812	64.37%	100.00%
MOOE	363,803	363,803	100.00%	197,115	54.18%	197,115	54.18%	100.00%
CO								
RLIP	30,128	11,079	36.77%	11,079	100.00%	11,079	100.00%	100.00%
II. SUPPORT TO OPERATIONS								
a. Judicial and Bar Council								
PS	37,733	37,733	100.00%	29,722	78.77%	29,722	78.77%	100.00%
MOOE	29,006	29,006	100.00%	1,475	5.09%	1,475	5.09%	100.00%
CO								
RLIP	3,433	768	22.37%	768	100.00%	768	100.00%	100.00%
b. Philippine Judicial Academy								
PS	98,420	98,420	100.00%	66,740	67.81%	66,740	67.81%	100.00%
MOOE	95,594	95,594	100.00%	59,730	62.48%	59,730	62.48%	100.00%
CO								
RLIP	8,847	2,442	27.60%	2,442	100.00%	2,442	100.00%	100.00%
c. Mandatory Continuing Legal Education								
PS	9,510	9,510	100.00%	6,244	65.66%	6,244	65.66%	100.00%
MOOE	6,957	6,957	100.00%	907	13.04%	907	13.04%	100.00%
CO								
RLIP	869	201	23.13%	201	100.00%	201	100.00%	100.00%
III. Operations								
a. MFO 1. RESOLUTIONS/DECISIONS IN APPEALED AND OTHER CASES UNDER ITS JURISDICTION								
1. Adjudication of R.T.C Cases								
PS	9,442,863	15,666,454	165.91%	6,747,111	43.07%	6,721,101	42.90%	99.61%
MOOE	1,307,438	1,307,438	100.00%	275,774	21.09%	199,139	15.23%	72.21%
CO								
RLIP	482,261	125,376	26.00%	125,376	100.00%	122,229	97.49%	97.49%
2. Adjudication of MeTC Cases								
PS	817,361	890,859	108.99%	685,329	76.93%	682,912	76.66%	99.65%
MOOE	148,525	148,525	100.00%	30,454	20.50%	22,323	15.03%	73.30%
CO								
RLIP	45,874	14,353	31.29%	14,353	100.00%	13,919	96.98%	96.98%
3. Adjudication of M.T.C.C Cases								
PS	1,711,739	1,908,749	111.51%	1,253,542	65.67%	1,247,496	65.36%	99.52%
MOOE	307,334	307,334	100.00%	43,311	14.09%	27,517	8.95%	63.53%
CO								
RLIP	100,840	26,153	25.94%	26,153	100.00%	25,359	96.96%	96.96%
4. Adjudication of M.C.T.C. Cases								
PS	2,167,052	2,530,402	116.77%	1,628,220	64.35%	1,623,097	64.14%	99.69%
MOOE	436,963	436,963	100.00%	61,819	14.15%	24,265	5.55%	39.25%
CO								
RLIP	90,330	23,968	26.53%	23,968	100.00%	23,477	97.95%	97.95%
5. Adjudication of M.T.C Cases								
PS	1,854,072	2,147,497	115.83%	1,378,548	64.19%	1,374,538	64.01%	99.71%
MOOE	335,313	335,313	100.00%	51,629	15.40%	18,444	5.50%	35.72%
CO								
RLIP	74,949	20,345	27.15%	20,345	100.00%	20,093	98.76%	98.76%
6. Adjudication of S.H.D.C. Cases								
PS	25,159	27,151	107.92%	18,402	67.78%	18,364	67.64%	99.79%
MOOE	11,305	11,305	100.00%	191	1.69%	189	1.67%	98.95%
CO								
RLIP	1,834	465	25.35%	465	100.00%	465	100.00%	100.00%

Particulars	Available Appropriations	Allotment Releases		Obligations		Disbursements		
	Amount	Amount	% to Available Appropriations	Amount	% to Allotment	Amount	% to Allotment	% to Obligation
7. Adjudication of S.H.C.C. Cases								
PS	125,621	159,460	126.94%	89,962	56.42%	89,708	56.26%	99.72%
MOOE	26,901	26,901	100.00%	1,471	5.47%	1,313	4.88%	89.26%
CO								
RLIP	6,556	1,660	25.32%	1,660	100.00%	1,648	99.28%	99.28%
8. Adjudication of Child & Family Court Cases								
PS	176,788	202,378		225,047	111.20%	224,030	110.70%	99.55%
MOOE	72,933	72,933	100.00%	19,327	26.50%	14,489	19.87%	74.97%
CO								
RLIP	11,401	4,938		4,938	100.00%	4,654	94.25%	94.25%
9. Adjudication of Constitutional questions appealed and other cases								
PS	882,282	948,528	107.51%	546,397	57.60%	546,397	57.60%	100.00%
MOOE	364,044	364,044	100.00%	58,710	16.13%	58,710	16.13%	100.00%
CO						0		
RLIP	44,767	11,507	25.70%	11,507	100.00%	11,507	100.00%	100.00%
B. PROJECTS								
I. Locally Funded Project (s):								
a. Subsidy to the IBP								
PS								
MOOE	30,900	30,900	100.00%		0.00%		0.00%	
CO								
b. JSCC - Convergence Program								
PS								
MOOE	11,000	11,000	100.00%	46	0.42%	46	0.42%	100.00%
CO								
c. Const./Rehab. Of the HOJs								
PS								
MOOE								
CO	1,268,808	1,268,808	100.00%	1,268,808	100.00%	1,268,808	100.00%	100.00%
TOTAL CURRENT APPROPRIATION	35,923,737	35,237,578		17,536,076		17,204,426		
SPECIAL PURPOSE FUNDS								
Miscellaneous Personnel Benefits Fund								
PS		1,057,027						
PENSION GRATUITY FUNDS								
TERMINAL LEAVE		105,867		103,927	98.17%	101,215	95.61%	97.39%
RETIREMENT GRATUITY		49,210		49,210	100.00%	49,210	100.00%	100.00%
PRIOR YEAR (Including Locally Funded Projects: EISP/IBP)								
CY 2003 - 2015								
PS	630,585		0.00%	86,295		82,139		95.18%
MOOE	896,751		0.00%	53,816		52,796		98.10%
CO	13,046		0.00%	10,598		10,598		100.00%
ACCOUNTS PAYABLE								
PS								
MOOE								
CO								
GRAND TOTAL	37,464,119	36,449,682		17,839,922		17,500,384		

Prepared By:

 IVY B. SILVA
 SC Supervising Judicial Staff Officer, Accounting Division
 Fiscal Management and Budget Office

Certified Correct:

 LILIANNE E. ULGADO
 Chief Accountant
 Fiscal Management and Budget Office

Certified Correct:

 MARILYN I. DE JOYA
 SC Chief Judicial Officer, Budget Division
 Fiscal Management and Budget Office

Approved By:

 CORAZON G. FERRER-FLORES
 Deputy Clerk of Court and Chief
 Fiscal Management and Budget Office