

FLASH PERFORMANCE MONITORING REPORT


As of November 30, 2020


(In thousand pesos)

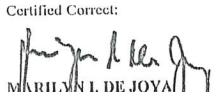
Department: The Judiciary
Agency: Supreme Court of the Philippines

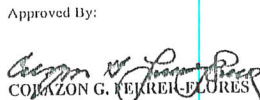
Particulars	Available Appropriations	Allotment Releases		Obligations		Disbursements		
	Amount	Amount	% to Available Appropriations	Amount	% to Allotment	Amount	% to Allotment	% to Obligation
A. PROGRAMS								
I. Gen. Admin & Support								
a. Gen. Admin & Support Serv.								
PS	1,012,896	384,817	37.99%	579,285	116.18%	515,820	134.04%	89.04%
MOOE	2,751,638	2,741,941	99.65%	2,290,983	76.93%	2,290,983	83.55%	100.00%
CO	165,017	165,017	100.00%	45,307	21.91%	45,307	27.46%	100.00%
RLIP	25,830	13,365	51.74%	22,490	146.08%	22,490	168.28%	100.00%
b. Administration of Personnel Benefits								
Lumpsum for Unfilled Positions	7,143,279	487,654	6.83%	487,654	100.00%	487,654	100.00%	100.00%
Terminal Leave	777,259	777,259	100.00%	255,832	15.20%	240,866	30.99%	94.15%
Retirement Gratuity	637,262	637,262	100.00%	355,402	33.79%	291,391	45.73%	81.99%
c. Supervision of Lower Courts								
PS	343,043	343,043	100.00%	425,507	93.65%	425,507	124.04%	100.00%
MOOE	363,803	363,803	100.00%	361,921	80.47%	361,921	99.48%	100.00%
CO								
RLIP	30,128	11,079	36.77%	15,145	131.85%	15,145	136.70%	100.00%
II. SUPPORT TO OPERATIONS								
a. Judicial and Bar Council								
PS	37,733	37,733	100.00%	59,012	118.01%	59,012	156.39%	100.00%
MOOE	29,006	29,006	100.00%	3,232	8.74%	3,232	11.14%	100.00%
CO								
RLIP	3,433	768	22.37%	1,064	125.39%	1,064	138.54%	100.00%
b. Philippine Judicial Academy								
PS	98,420	98,420	100.00%	125,727	98.81%	125,727	127.75%	100.00%
MOOE	95,594	95,594	100.00%	64,524	65.08%	64,524	67.50%	100.00%
CO								
RLIP	8,847	2,442	27.60%	3,405	133.62%	3,405	139.43%	100.00%
c. Mandatory Continuing Legal Education								
PS	9,510	9,510	100.00%	11,959	95.78%	11,959	125.75%	100.00%
MOOE	6,957	6,957	100.00%	932	13.04%	932	13.40%	100.00%
CO								
RLIP	869	201	23.13%	293	145.77%	293	145.77%	100.00%
III. Operations								
a. MFO 1. RESOLUTIONS/DECISIONS IN APPEALED AND OTHER CASES UNDER ITS JURISDICTION								
1. Adjudication of R.T.C Cases								
PS	9,442,863	15,666,454	165.91%	12,063,576	63.26%	11,846,092	75.61%	98.20%
MOOE	1,307,438	1,307,438	100.00%	949,709	66.16%	856,148	65.48%	90.15%
CO								
RLIP	482,261	125,376	26.00%	133,821	105.35%	129,843	103.56%	97.03%
2. Adjudication of MeTC Cases								
PS	817,361	890,859	108.99%	1,114,091	102.91%	1,107,475	124.32%	99.41%
MOOE	148,525	148,525	100.00%	98,366	59.88%	90,712	61.08%	92.22%
CO								
RLIP	45,874	14,353	31.29%	16,974	117.03%	16,688	116.27%	98.32%
3. Adjudication of M.T.C.C Cases								
PS	1,711,739	1,908,749	111.51%	2,068,658	88.34%	2,043,210	107.04%	98.77%
MOOE	307,334	307,334	100.00%	160,006	48.47%	143,090	46.56%	89.43%
CO								
RLIP	100,840	26,153	25.94%	27,721	104.40%	27,147	103.80%	97.93%
4. Adjudication of M.C.T.C. Cases								
PS	2,167,052	2,530,402	116.77%	2,703,836	87.70%	2,658,278	105.05%	98.32%
MOOE	436,963	436,963	100.00%	256,233	55.90%	217,752	49.83%	84.98%
CO								
RLIP	90,330	23,968	26.53%	24,723	102.24%	24,390	101.76%	98.65%
5. Adjudication of M.T.C Cases								
PS	1,854,072	2,147,497	115.83%	2,267,785	86.76%	2,233,148	103.99%	98.47%
MOOE	335,313	335,313	100.00%	244,738	70.68%	211,117	62.96%	86.26%
CO								
RLIP	74,949	20,345	27.15%	22,453	109.04%	21,698	106.65%	96.64%
6. Adjudication of S.H.D.C. Cases								
PS	25,159	27,151	107.92%	29,160	88.53%	28,964	106.68%	99.33%
MOOE	11,305	11,305	100.00%	4,558	39.58%	4,541	40.17%	99.63%
CO								
RLIP	1,834	465	25.35%	475	102.15%	475	102.15%	100.00%

Particulars	Available Appropriations	Allotment Releases		Obligations		Disbursements		
	Amount	Amount	% to Available Appropriations	Amount	% to Allotment	Amount	% to Allotment	% to Obligation
7. Adjudication of S.H.C.C. Cases								
PS	125,621	159,460	126.94%	156,518	81.18%	155,951	97.80%	99.64%
MOOE	26,901	26,901	100.00%	14,977	54.15%	14,872	55.28%	99.30%
CO								
RLIP	6,556	1,660	25.32%	1,704	102.47%	1,701	102.47%	99.82%
8. Adjudication of Child & Family Court Cases								
PS	176,788	202,378		372,760		367,665	181.67%	98.63%
MOOE	72,933	72,933	100.00%	32,874		26,385	36.18%	80.26%
CO								
RLIP	11,401	4,938		6,852	137.57%	6,647	134.61%	97.01%
9. Adjudication of Constitutional questions appealed and other cases								
PS	882,282	948,528	107.51%	993,204	84.02%	993,204	104.71%	100.00%
MOOE	364,044	364,044	100.00%	81,893	20.05%	81,893	22.50%	100.00%
CO						0		
RLIP	44,767	11,507	25.70%	16,822	135.59%	16,822	146.19%	100.00%
B. PROJECTS								
I. Locally Funded Project (s):								
a. Subsidy to the IBP								
PS								
MOOE	30,900	30,900	100.00%		0.00%		0.00%	
CO								
b. JSCC - Convergence Program								
PS				34	0.27%	34	0.31%	100.00%
MOOE	11,000	11,000						
CO								
c. Const./Rehmb. Of the HOJs								
PS								
MOOE								
CO	1,268,808	1,268,808	100.00%	1,268,808	100.00%	1,268,808	100.00%	100.00%
TOTAL CURRENT APPROPRIATION								
	35,923,737	35,237,578		30,243,003		29,561,982		
SPECIAL PURPOSE FUNDS								
Miscellaneous Personnel Benefits Fund								
PS		1,057,027						
PENSION GRATUITY FUNDS								
TERMINAL LEAVE								
		187,598		184,208	98.19%	184,208	98.19%	100.00%
RETIREMENT GRATUITY								
		245,726		245,726	100.00%	245,726	100.00%	100.00%
PRIOR YEAR (Including Locally Funded Projects: EISP/IBP)								
CY 2003 - 2015								
PS	1,079,110			710,450		707,567		99.59%
MOOE	448,110			83,864		174,614		208.21%
CO	13,162			10,713		10,598		98.93%
ACCOUNTS PAYABLE								
PS								
MOOE								
CO								
GRAND TOTAL								
	37,464,119	36,727,929		31,477,964		30,884,695		

Prepared By:

IVY B. SILVA
SC Supervising Judicial Staff Officer, Accounting Division
Fiscal Management and Budget Office

Certified Correct:

LILIANNE E. ULGADO
Chief Accountant
Fiscal Management and Budget Office

Certified Correct:

MARILYN I. DE JOYA
SC Chief Judicial Officer, Budget Division
Fiscal Management and Budget Office

Approved By:

CORAZON G. FERRER FLORES
Deputy Clerk of Court and Chief
Fiscal Management and Budget Office