

FLASH PERFORMANCE MONITORING REPORT
As of October 31, 2020
(In thousand pesos)


Department: The Judiciary
Agency: Supreme Court of the Philippines


Particulars	Available Appropriations	Allotment Releases		Obligations		Disbursements		
	Amount	Amount	% to Available Appropriations	Amount	% to Allotment	Amount	% to Allotment	% to Obligation
A. PROGRAMS								
I. Gen. Admin & Support								
a. Gen. Admin & Support Serv.								
PS	1,012,896	384,817	37.99%	494,803	116.18%	438,529	113.96%	88.63%
MOOE	2,751,638	2,741,941	99.65%	2,204,878	76.93%	2,194,059	80.02%	99.51%
CO	165,017	165,017	100.00%	42,487	21.91%	16,956	10.28%	39.91%
RLIP	25,830	13,365	51.74%	21,357	146.08%	18,078	135.26%	84.65%
b. Administration of Personnel Benefits								
Lumpsum for Unfilled Positions	7,143,279	487,654	6.83%	487,654	100.00%	487,654	100.00%	100.00%
Terminal Leave	777,259	777,259	100.00%	200,828	15.20%	200,828	25.84%	100.00%
Retirement Gratuity	637,262	637,262	100.00%	280,791	33.79%	225,816	35.44%	80.42%
c. Supervision of Lower Courts								
PS	343,043	343,043	100.00%	354,456	93.65%	354,456	103.33%	100.00%
MOOE	363,803	363,803	100.00%	328,654	80.47%	328,654	90.34%	100.00%
CO								
RLIP	30,128	11,079	36.77%	14,675	131.85%	14,675	132.46%	100.00%
II. SUPPORT TO OPERATIONS								
a. Judicial and Bar Council								
PS	37,733	37,733	100.00%	51,673	118.01%	51,673	136.94%	100.00%
MOOE	29,006	29,006	100.00%	2,847	8.74%	2,847	9.82%	100.00%
CO								
RLIP	3,433	768	22.37%	1,001	125.39%	1,001	130.34%	100.00%
b. Philippine Judicial Academy								
PS	98,420	98,420	100.00%	107,078	98.81%	107,078	108.80%	100.00%
MOOE	95,594	95,594	100.00%	63,019	65.08%	63,019	65.92%	100.00%
CO								
RLIP	8,847	2,442	27.60%	3,279	133.62%	3,279	134.28%	100.00%
c. Mandatory Continuing Legal Education								
PS	9,510	9,510	100.00%	9,995	95.78%	9,995	105.10%	100.00%
MOOE	6,957	6,957	100.00%	920	13.04%	920	13.22%	100.00%
CO								
RLIP	869	201	23.13%	293	145.77%	293	145.77%	100.00%
III. Operations								
a. MFO 1, RESOLUTIONS/DECISIONS IN APPEALED AND OTHER CASES UNDER ITS JURISDICTION								
1. Adjudication of R.T.C Cases								
PS	9,442,863	15,666,454	165.91%	10,634,013	63.26%	10,578,795	67.53%	99.48%
MOOE	1,307,438	1,307,438	100.00%	910,329	66.16%	823,254	62.97%	90.43%
CO								
RLIP	482,261	125,376	26.00%	133,101	105.35%	129,200	103.05%	97.07%
2. Adjudication of MeTC Cases								
PS	817,361	890,859	108.99%	983,700	102.91%	980,321	110.04%	99.66%
MOOE	148,525	148,525	100.00%	93,487	59.88%	86,902	58.51%	92.96%
CO								
RLIP	45,874	14,353	31.29%	16,912	117.03%	16,572	115.46%	97.99%
3. Adjudication of M.T.C.C Cases								
PS	1,711,739	1,908,749	111.51%	1,812,874	88.34%	1,806,898	94.66%	99.67%
MOOE	307,334	307,334	100.00%	155,267	48.47%	137,860	44.86%	88.79%
CO								
RLIP	100,840	26,153	25.94%	27,495	104.40%	27,147	103.80%	98.73%
4. Adjudication of M.C.T.C. Cases								
PS	2,167,052	2,530,402	116.77%	2,378,491	87.70%	2,373,017	93.78%	99.77%
MOOE	436,963	436,963	100.00%	249,218	55.90%	212,504	48.63%	85.27%
CO								
RLIP	90,330	23,968	26.53%	24,611	102.24%	24,203	100.98%	98.34%
5. Adjudication of M.T.C Cases								
PS	1,854,072	2,147,497	115.83%	2,002,810	86.76%	1,990,619	92.69%	99.39%
MOOE	335,313	335,313	100.00%	240,858	70.68%	206,541	61.60%	85.75%
CO								
RLIP	74,949	20,345	27.15%	22,414	109.04%	21,664	106.48%	96.65%
6. Adjudication of S.H.D.C. Cases								
PS	25,159	27,151	107.92%	25,725	88.53%	25,705	94.67%	99.92%
MOOE	11,305	11,305	100.00%	4,508	39.58%	4,508	39.88%	100.00%
CO								
RLIP	1,834	465	25.35%	475	102.15%	475	102.15%	100.00%


Particulars	Available Appropriations	Allotment Releases		Obligations		Disbursements		
	Amount	Amount	% to Available Appropriations	Amount	% to Allotment	Amount	% to Allotment	% to Obligation
7. Adjudication of S.H.C.C. Cases								
PS	125,621	159,460	126.94%	138,355	81.18%	138,257	86.70%	99.93%
MOOE	26,901	26,901	100.00%	14,771	54.15%	14,666	54.52%	99.29%
CO								
RLIP	6,556	1,660	25.32%	1,704	102.47%	1,701	102.47%	99.82%
8. Adjudication of Child & Family Court Cases								
PS	176,788	202,378		320,724		318,936	157.59%	99.44%
MOOE	72,933	72,933	100.00%	30,124		24,573	33.69%	81.57%
CO								
RLIP	11,401	4,938		6,823	137.57%	6,634	134.35%	97.23%
9. Adjudication of Constitutional questions appealed and other cases								
PS	882,282	948,528	107.51%	872,614	84.02%	872,614	92.00%	100.00%
MOOE	364,044	364,044	100.00%	77,652	20.05%	77,652	21.33%	100.00%
CO						0		
RLIP	44,767	11,507	25.70%	15,953	135.59%	15,953	138.64%	100.00%
B. PROJECTS								
I. Locally Funded Project (s):								
a. Subsidy to the IBP								
PS								
MOOE	30,900	30,900	100.00%		0.00%		0.00%	
CO								
b. JSCC - Convergence Program								
PS								
MOOE	11,000	11,000		30	0.27%	30	0.27%	100.00%
CO								
c. Const./Rehab. Of the HOJs								
PS								
MOOE								
CO	1,268,808	1,268,808	100.00%	1,268,808	100.00%	1,268,808	100.00%	100.00%
TOTAL CURRENT APPROPRIATION	35,923,737	35,237,578		27,134,534		26,705,819		
SPECIAL PURPOSE FUNDS								
Miscellaneous Personnel Benefits Fund								
PS		1,057,027						
PENSION GRATUITY FUNDS								
TERMINAL LEAVE		187,598		184,208	98.19%	184,208	98.19%	100.00%
RETIREMENT GRATUITY		245,726		245,726	100.00%	245,726	100.00%	100.00%
PRIOR YEAR (Including Locally Funded Projects: EISP/IBP)								
CY 2003 - 2015								
PS	1,079,110			710,450		707,567		99.59%
MOOE	448,226			83,864		174,614		208.21%
CO	13,046			10,598		10,598		100.00%
ACCOUNTS PAYABLE								
PS								
MOOE								
CO								
GRAND TOTAL	37,464,119	36,727,929		28,369,380		28,028,532		

Prepared By:

L. SILVA
SC Supervising Judicial Staff Officer, Accounting Division
Fiscal Management and Budget Office

Certified Correct:

LILIANNE E. ULGADO
Chief Accountant
Fiscal Management and Budget Office

Certified Correct:

MARILYN I. DE JOYA
SC Chief Judicial Officer, Budget Division
Fiscal Management and Budget Office

Approved By:

CORAZON G. FRUTER-MORES
Deputy Clerk of Court and Chief
Fiscal Management and Budget Office