

**PRESIDENTIAL ELECTORAL TRIBUNAL
MONTHLY REPORT OF DISBURSEMENTS
For the Month of April 2019**

FAR NO. 4


Agency: JUDICIARY
Operating Unit: PRESIDENTIAL ELECTORAL TRIBUNAL
Organization Code (UACS): 29 002 00 00000
Funding Source Code: 101


PARTICULARS	CURRENT YEAR BUDGET					PRIOR YEAR'S BUDGET											SUB-TOTAL	TRUST LIABILITIES				GRAND TOTAL					REMARKS	
	PS	MOOE	Fin.Exp	CO	TOTAL	PRIOR YEAR'S ACCOUNTS PAYABLE					CURRENT YEAR'S ACCOUNTS PAYABLE							PS	MOOE	CO	TOTAL	PS	MOOE	Fin.Exp	CO	TOTAL		
						PS	MOOE	Fin.Exp	CO	Sub-Total	PS	MOOE	CO	TOTAL	Sub-Total	TOTAL												
1	2	3	4	5	6=(2+3+4+5)	7	8	9	10	11=(7+8+9+10)	12	13	14	15	16=(12+13+14+15)	17=(11+16)	18=(6+17)	19	20	21	22=(19+20+21)	23	24	25	26	27=(23+24+25+26)	28	
Notice of Cash Allocation (NCA)																												
MDS Checks Issued	455,855.60	1,950,340.17			2,406,195.77					-					-		2,406,195.77					455,855.60	1,950,340.17	-	-	2,406,195.77		
Advice to Debit Account	4,877,061.15	1,356,131.38			6,233,192.53					-					-		6,233,192.53					4,877,061.15	1,356,131.38	-	-	6,233,192.53		
Tax Remittance Advices Issued (TRA)	730,563.45	60,167.16			790,730.61					-					-		790,730.61					730,563.45	60,167.16	-	-	790,730.61		
Cash Disbursement Ceiling (CDC)																												
Non-Cash Availment Authority (NCAA)																												
TOTAL	6,063,480.20	3,366,638.71			9,430,118.91					-					-		9,430,118.91					6,063,480.20	3,366,638.71	-	-	9,430,118.91		


SUMMARY:

	Previous Report (Mar.)	This month (Apr.)	As of Date
Total Disbursement Authorities Received			
NCA	27,222,169.00	12,195,336.00	39,417,505.00
TRA	1,288,476.56	790,730.61	2,079,207.17
Total Disbursements Authorities Available	28,510,645.56	12,986,066.61	41,496,712.17
Less: Lapsed NCA	(1,783,699.35)	-	(1,783,699.35)
Disbursements	(26,726,946.21)	(9,430,118.91)	(36,157,065.12)
Balance of Disbursements Authorities as of to date	0.00	3,555,947.70	3,555,947.70

	Previous Report (Mar.)	This month (Apr.)	As of Date
Total Disbursements Program	28,510,645.56	12,986,066.61	41,496,712.17
Lapsed NCA	(1,783,699.35)	-	(1,783,699.35)
Less: Actual Disbursements	(26,726,946.21)	(9,430,118.91)	(36,157,065.12)
(Over)/Under spending	0.00	3,555,947.70	3,555,947.70

Prepared By:

MARISOL B. CASTRO
Acting Accounting Clerk

Certified Correct:

LILIANNE E. ULGADD
Acting Chief Accountant

Approved By:

CORASON G. FERRER FLORES
Acting Chief Financial Officer