

**PRESIDENTIAL ELECTORAL TRIBUNAL**  
**MONTHLY REPORT OF DISBURSEMENTS**  
 For the Month of April 2021

FAR NO. 4


Agency: **JUDICIARY**  
 Operating Unit: **PRESIDENTIAL ELECTORAL TRIBUNAL**  
 Organization Code (UACS): **29 002 00 00000**  
 Funding Source Code: **101**


PARTICULARS	CURRENT YEAR BUDGET					PRIOR YEAR'S BUDGET											TRUST LIABILITIES				GRAND TOTAL					REMARKS		
	PS	MOOE	Fin.Exp	CO	TOTAL	PRIOR YEAR'S ACCOUNTS PAYABLE					CURRENT YEAR'S ACCOUNTS PAYABLE						SUB-TOTAL	PS	MOOE	CO	TOTAL	PS	MOOE	Fin.Exp	CO		TOTAL	
						PS	MOOE	Fin.Exp	CO	Sub-Total	PS	MOOE	CO	TOTAL	Sub-Total	TOTAL												
1	2	3	4	5	6=(2+3+4+5)	7	8	9	10	11=(7+8+9+10)	12	13	14	15	16=(12+13+14+15)	17=(11+16)	18=(6+17)	19	20	21	22=(19+20+21)	23	24	25	26	27=(23+24+25+26)	28	
Notice of Cash Allocation (NCA)																												
MDS Checks Issued	824,810.12	-			824,810.12												824,810.12					824,810.12	-	-	-	824,810.12		
Advice to Debit Account	6,073,753.99	402,962.20			6,476,716.19												6,476,716.19					6,073,753.99	402,962.20	-	-	6,476,716.19		
Tax Remittance Advices Issued (TRA)	617,260.85	18,077.04			635,337.89												635,337.89					617,260.85	18,077.04	-	-	635,337.89		
Cash Disbursement Ceiling (CDC)																												
Non-Cash Availment Authority (NCAA)																												
<b>TOTAL</b>	<b>7,515,824.96</b>	<b>421,039.24</b>			<b>7,936,864.20</b>												<b>7,936,864.20</b>					<b>7,515,824.96</b>	<b>421,039.24</b>	-	-	<b>7,936,864.20</b>		


**SUMMARY:**

Total Disbursement Authorities Received	Previous Report (Mar.)	This month (Apr.)	As of Date
NCA	30,776,360.00	18,564,000.00	49,340,360.00
TRA	1,079,700.82	635,337.89	1,715,038.71
Total Disbursements Authorities Available	31,856,060.82	19,199,337.89	51,055,398.71
Less: Lapsed NCA Disbursements	(1,809,005.40)	-	(1,809,005.40)
Balance of Disbursements Authorities as of to date	<u>30,047,055.42</u>	<u>(7,936,864.20)</u>	<u>(37,983,919.62)</u>
	0.00	11,262,473.69	11,262,473.69

Total Disbursements Program	Previous Report (Mar.)	This month (Apr.)	As of Date
Total Disbursements Program	31,856,060.82	19,199,337.89	51,055,398.71
Lapsed NCA	(1,809,005.40)	-	(1,809,005.40)
Less: Actual Disbursements (Over)/Under spending	<u>(30,047,055.42)</u>	<u>(7,936,864.20)</u>	<u>(37,983,919.62)</u>
	0.00	11,262,473.69	11,262,473.69

Prepared By:  
  
 MARISOL B. CASTRO  
 Acting Accounting Clerk

Certified Correct:  
  
 WY B. SILVA  
 Acting Chief - Accounting Division

Approved By:  
  
 GORDON G. FERRER-FLORES  
 Acting Chief Financial Officer