

**PRESIDENTIAL ELECTORAL TRIBUNAL  
MONTHLY REPORT OF DISBURSEMENTS  
For the Month of August 2017**

FAR NO. 4

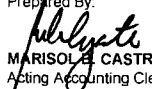
Agency: **JUDICIARY**  
 Operating Unit: **PRESIDENTIAL ELECTORAL TRIBUNAL**  
 Organization Code (UACS): **29 002 00 00000**  
 Funding Source Code: **101**


PARTICULARS	CURRENT YEAR BUDGET					PRIOR YEAR'S BUDGET										SUB-TOTAL	TRUST LIABILITIES				GRAND TOTAL					REMARKS		
	PS	MOOE	Fin.Exp	CO	TOTAL	PRIOR YEAR'S ACCOUNTS PAYABLE					CURRENT YEAR'S ACCOUNTS PAYABLE						TOTAL	PS	MOOE	CO	TOTAL	PS	MOOE	Fin.Exp	CO		TOTAL	
						PS	MOOE	Fin.Exp	CO	Sub-Total	PS	MOOE	CO	TOTAL	Sub-Total													11=(7+8+9+10)
1	2	3	4	5	6=(2+3+4+5)	7	8	9	10	11=(7+8+9+10)	12	13	14	15	16=(12+13+14+15)	17=(11+16)	18=(6+17)	19	20	21	22=(19+20+21)	23	24	25	26	27=(23+24+25+26)	28	
Notice of Cash Allocation (NCA)																												
MDS Checks Issued	374,762.50	104,000.00			478,762.50												478,762.50					374,762.50	104,000.00	-	-	478,762.50		
Advice to Debit Account	3,792,724.27	1,473,368.79			5,266,093.06												5,266,093.06					3,792,724.27	1,473,368.79	-	-	5,266,093.06		
Tax Remittance Advices Issued (TRA)	867,812.20	68,137.82			935,950.02												935,950.02					867,812.20	68,137.82	-	-	935,950.02		
Cash Disbursement Ceiling (CDC)																												
Non-Cash Availment Authority (NCAA)																												
<b>TOTAL</b>	<b>5,035,298.97</b>	<b>1,645,506.61</b>			<b>6,680,805.58</b>												<b>6,680,805.58</b>					<b>5,035,298.97</b>	<b>1,645,506.61</b>			<b>6,680,805.58</b>		

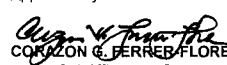
**SUMMARY:**

	Previous Report	This month (Aug.)	As of Date
Total Disbursement Authorities Received			
NCA	70,951,129.00	7,704,000.00	78,655,129.00
TRA	6,315,285.27	935,950.02	7,251,235.29
Total Disbursements Authorities Available	77,266,414.27	8,639,950.02	85,906,364.29
Less: Lapsed NCA Disbursements	17,619,313.25	-	17,619,313.25
Balance of Disbursements Authorities as of to date	<u>2,909,409.32</u>	<u>1,959,144.44</u>	<u>4,868,553.76</u>

	Previous Report	This month (Aug.)	As of Date
Total Disbursements Program	77,266,414.27	8,639,950.02	85,906,364.29
Lapsed NCA	17,619,313.25	-	17,619,313.25
Less: Actual Disbursements (Over)/Under spending	<u>(91,976,318.20)</u>	<u>(6,680,805.58)</u>	<u>(98,657,123.78)</u>
	<u>2,909,409.32</u>	<u>1,959,144.44</u>	<u>4,868,553.76</u>

Prepared By:  
  
**MARISOL E. CASTRO**  
 Acting Accounting Clerk

Certified Correct:  
  
**LILIANNE E. ULGADO**  
 Acting Chief Accountant

Approved By:  
  
**CORAZON G. FERRER-FLORES**  
 Acting Chief Financial Officer