

PRESIDENTIAL ELECTORAL TRIBUNAL  
MONTHLY REPORT OF DISBURSEMENTS  
For the month of December, 2014

FAR NO. 4

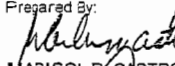
Agency: JUDICIARY  
Operating Unit: PRESIDENTIAL ELECTORAL TRIBUNAL  
Organization Code (UACS): 29 002 00 00000  
Funding Source Code: 101

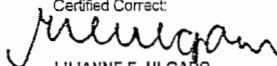
PARTICULARS	CURRENT YEAR BUDGET					PRIOR YEAR'S BUDGET											SUB-TOTAL	TRUST LIABILITIES				GRAND TOTAL					REMARKS	
	PS	MOOE	Fin.Exp	CO	TOTAL	PRIOR YEAR'S ACCOUNTS PAYABLE				CURRENT YEAR'S ACCOUNTS PAYABLE				TOTAL	PS	MOOE		CO	TOTAL	PS	MOOE	Fin.Exp	CO	TOTAL				
						PS	MOOE	Fin.Exp	CO	Sub-Total	PS	MOOE	CO												TOTAL	Sub-Total		TOTAL
1	2	3	4	5	6=(2+3+4+5)	7	8	9	10	11=(7+8+9+10)	12	13	14	15	16=(12+13+14+15)	17=(11+16)	18=(6+17)	19	20	21	22=(19+20+21)	23	24	25	26	27=(23+24+25+26)	28	
Notice of Cash Allocation (NCA)																												
MDS Checks Issued	9,160,705.23	2,124,100.80			11,284,806.03												11,284,806.03					9,160,705.23	2,124,100.80			11,284,806.03		
Advice to Debit Account																												
Tax Remittance Advices Issued (TRA)	5,721.05				5,721.05												5,721.05					5,721.05				5,721.05		
Cash Disbursement Ceiling (CDC)																												
Non-Cash Availment Authority (NCAA)																												
<b>TOTAL</b>	<b>9,166,426.28</b>	<b>2,124,100.80</b>			<b>11,290,527.08</b>												<b>11,290,527.08</b>					<b>9,166,426.28</b>	<b>2,124,100.80</b>			<b>11,290,527.08</b>		

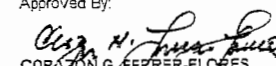
SUMMARY:

	Previous Report (Nov.)	This month (Dec.)	As of Date
Total Disbursement Authorities Received			
NCA	9,388,000.00	6,956,000.00	16,344,000.00
TRA	838,742.03	5,721.05	844,463.08
Total Disbursements Authorities Available	10,226,742.03	6,961,721.05	17,188,463.08
Less: Lapsed NCA	(4,600,136.48)	4,328,806.03	(271,330.45)
Disbursements	(4,737,863.52)	(11,284,806.03)	(16,072,669.55)
Balance of Disbursements Authorities as of to date	838,742.03	5,721.05	844,463.08

	Previous Report (Nov.)	This month (Dec.)	As of Date
Total Disbursements Program	9,388,000.00	6,956,000.00	16,344,000.00
Less: Actual Disbursements	(4,737,863.52)	(11,284,806.03)	(16,072,669.55)
(Over)/Under spending	4,600,136.48	(4,328,806.03)	271,330.45

Prepared By:  
  
MARISOL E. CASTRO  
Acting Accounting Clerk

Certified Correct:  
  
LILIANNE E. ULGADO  
Acting Chief Accountant

Approved By:  
  
CORAZON G. FERRER-FLORES  
Acting Chief Financial Officer