

PRESIDENTIAL ELECTORAL TRIBUNAL  
MONTHLY REPORT OF DISBURSEMENTS  
For the Month of February 2022

FAR NO. 4


Agency: JUDICIARY  
Operating Unit: PRESIDENTIAL ELECTORAL TRIBUNAL  
Organization Code (UACS): 29 002 00 00000  
Funding Source Code: 101


PARTICULARS	CURRENT YEAR BUDGET					PRIOR YEAR'S BUDGET											SUB-TOTAL	TRUST LIABILITIES				GRAND TOTAL					REMARKS	
	PS	MOOE	Fin.Exp	CO	TOTAL	PRIOR YEAR'S ACCOUNTS PAYABLE					CURRENT YEAR'S ACCOUNTS PAYABLE							TOTAL	PS	MOOE	CO	TOTAL	PS	MOOE	Fin.Exp	CO		TOTAL
						PS	MOOE	Fin.Exp	CO	Sub-Total	PS	MOOE	CO	TOTAL	Sub-Total													
1	2	3	4	5	6=(2+3+4+5)	7	8	9	10	11=(7+8+9+10)	12	13	14	15	16=(12+13+14+15)	17=(11+16)	18=(6+17)	19	20	21	22=(19+20+21)	23	24	25	26	27=(23+24+25+26)	28	
Notice of Cash Allocation (NCA)																												
MDS Checks Issued	697,454.78	-			697,454.78					-					-	-	697,454.78					697,454.78	-	-	-	-	697,454.78	
Advice to Debit Account	6,077,086.39	331,709.96			6,408,796.35					-					-	-	6,408,796.35					6,077,086.39	331,709.96	-	-	-	6,408,796.35	
Tax Remittance Advices Issued (TRA)	621,436.88	18,024.42			639,461.30					-					-	-	639,461.30					621,436.88	18,024.42	-	-	-	639,461.30	
Cash Disbursement Ceiling (CDC)																												
Non-Cash Availment Authority (NCAA)																												
<b>TOTAL</b>	<b>7,395,976.05</b>	<b>349,734.38</b>			<b>7,745,712.43</b>					<b>-</b>					<b>-</b>	<b>-</b>	<b>7,745,712.43</b>					<b>7,395,976.05</b>	<b>349,734.38</b>	<b>-</b>	<b>-</b>	<b>7,745,712.43</b>		


SUMMARY:

	Previous Report (Jan.)	This month (Feb.)	As of Date
Total Disbursement Authorities Received			
NCA	10,165,000.00	10,798,697.00	20,963,697.00
TRA	576,267.23	639,461.30	1,215,728.53
Total Disbursements Authorities Available	10,741,267.23	11,438,158.30	22,179,425.53
Less: Lapsed NCA			
Disbursements	(5,013,013.74)	(7,745,712.43)	(12,758,726.17)
<b>Balance of Disbursements Authorities as of to date</b>	<b>5,728,253.49</b>	<b>3,692,445.87</b>	<b>9,420,699.36</b>

	Previous Report (Jan.)	This month (Feb.)	As of Date
Total Disbursements Program	10,741,267.23	11,438,158.30	22,179,425.53
Lapsed NCA			
Less: Actual Disbursements	(5,013,013.74)	(7,745,712.43)	(12,758,726.17)
<b>(Over)/Under spending</b>	<b>5,728,253.49</b>	<b>3,692,445.87</b>	<b>9,420,699.36</b>

Prepared By:  
  
MARISOL E. CASTRO  
Acting Accounting Clerk

Certified Correct:  
  
IVY B. SILVA  
Acting Chief - Accounting Division

Approved By:  
  
CORAZON G. FERRER FLORES  
Acting Chief Financial Officer