

**PRESIDENTIAL ELECTORAL TRIBUNAL**  
**MONTHLY REPORT OF DISBURSEMENTS**  
*For the Month of January 2021*

FAR NO. 4


Agency: **JUDICIARY**  
 Operating Unit: **PRESIDENTIAL ELECTORAL TRIBUNAL**  
 Organization Code (UACS): **29 002 00 00000**  
 Funding Source Code: **101**


PARTICULARS	CURRENT YEAR BUDGET					PRIOR YEAR'S BUDGET											TRUST LIABILITIES				GRAND TOTAL					REMARKS		
	PS	MOOE	Fin.Exp	CO	TOTAL	PRIOR YEAR'S ACCOUNTS PAYABLE					CURRENT YEAR'S ACCOUNTS PAYABLE						SUB-TOTAL	PS	MOOE	CO	TOTAL	PS	MOOE	Fin.Exp	CO		TOTAL	
						PS	MOOE	Fin.Exp	CO	Sub-Total	PS	MOOE	CO	TOTAL	Sub-Total	TOTAL												
1	2	3	4	5	6=(2+3+4+5)	7	8	9	10	11=(7+8+9+10)	12	13	14	15	16=(12+13+14+15)	17=(11+16)	18=(6+17)	19	20	21	22=(19+20+21)	23	24	25	26	27=(23+24+25+26)	28	
Notice of Cash Allocation (NCA)																												
MDS Checks Issued	679,809.32				679,809.32												679,809.32					679,809.32					679,809.32	
Advice to Debit Account	3,838,963.67	467,325.88			4,296,289.55												4,296,289.55					3,838,963.67	467,325.88			4,296,289.55		
Tax Remittance Advices Issued (TRA)	226,853.40	9,055.31			235,908.71												235,908.71					226,853.40	9,055.31			235,908.71		
Cash Disbursement Ceiling (CDC)																												
Non-Cash Availment Authority (NCAA)																												
<b>TOTAL</b>	<b>4,746,626.39</b>	<b>466,381.19</b>			<b>5,212,007.58</b>												<b>5,212,007.58</b>					<b>4,746,626.39</b>	<b>466,381.19</b>			<b>5,212,007.58</b>		


**SUMMARY:**

	<u>Previous Report (Dec.)</u>	<u>This month (Jan.)</u>	<u>As of Date</u>
Total Disbursement Authorities Received			
NCA	-	11,563,380.00	11,563,380.00
TRA	-	235,908.71	235,908.71
Total Disbursements Authorities Available		11,799,288.71	11,799,288.71
Less: Lapsed NCA Disbursements		(5,212,007.58)	(5,212,007.58)
Balance of Disbursements Authorities as of to date	0.00	6,587,281.13	6,587,281.13

	<u>Previous Report (Dec.)</u>	<u>This month (Jan.)</u>	<u>As of Date</u>
Total Disbursements Program		11,799,288.71	11,799,288.71
Lapsed NCA			
Less: Actual Disbursements		(5,212,007.58)	(5,212,007.58)
(Over)/Under spending	0.00	6,587,281.13	6,587,281.13

Prepared By:   
**MARISOL B. CASTRO**  
 Acting Accounting Clerk

Certified Correct:   
**IV B. SILVA**  
 Acting Assistant Chief - Accounting Division

Approved By:   
**CORAZON G. FERRER-FLORES**  
 Acting Chief Financial Officer