

**PRESIDENTIAL ELECTORAL TRIBUNAL  
MONTHLY REPORT OF DISBURSEMENTS  
For the Month of March 2018**

FAR NO. 4


Agency: **JUDICIARY**  
Operating Unit: **PRESIDENTIAL ELECTORAL TRIBUNAL**  
Organization Code (UACS): **29 002 00 00000**  
Funding Source Code: **101**


PARTICULARS	CURRENT YEAR BUDGET					PRIOR YEAR'S BUDGET											SUB-TOTAL	TRUST LIABILITIES				GRAND TOTAL					REMARKS	
	PS	MOOE	Fin.Exp	CO	TOTAL	PRIOR YEAR'S ACCOUNTS PAYABLE					CURRENT YEAR'S ACCOUNTS PAYABLE							TOTAL	PS	MOOE	CO	TOTAL	PS	MOOE	Fin.Exp	CO		TOTAL
						PS	MOOE	Fin.Exp	CO	Sub-Total	PS	MOOE	CO	TOTAL	Sub-Total	TOTAL												
1	2	3	4	5	6=(2+3+4+5)	7	8	9	10	11=(7+8+9+10)	12	13	14	15	16=(12+13+14+15)	17=(11+16)	18=(6+17)	19	20	21	22=(19+20+21)	23	24	25	26	27=(23+24+25+26)	28	
Notice of Cash Allocation (NCA)																												
MDS Checks Issued	1,279,798.00	131,919.64			1,411,717.64					-							1,411,717.64					-	1,279,798.00	131,919.64	-	-	1,411,717.64	
MDSS Checks Issued (adjustment)	910,606.21	-			910,606.21												910,606.21						910,606.21				910,606.21	
Advice to Debit Account	9,919,417.79	1,868,204.01			11,787,621.80												11,787,621.80						9,919,417.79	1,868,204.01	-	-	11,787,621.80	
Tax Remittance Advices Issued (TRA)	683,181.26	106,065.20			789,246.46												789,246.46						683,181.26	106,065.20	-	-	789,246.46	
Cash Disbursement Ceiling (CDC)																												
Non-Cash Availment Authority (NCAA)																												
<b>TOTAL</b>	<b>12,793,003.26</b>	<b>2,106,188.85</b>			<b>14,899,192.11</b>					-							<b>14,899,192.11</b>						<b>12,793,003.26</b>	<b>2,106,188.85</b>	-	-	<b>14,899,192.11</b>	


**SUMMARY:**

	Previous Report (Feb.)	This month (Mar.)	As of Date
Total Disbursement Authorities Received			
NCA	136,175,759.00	8,366,000.00	144,541,759.00
TRA	12,956,950.15	789,246.46	13,746,196.61
Total Disbursements Authorities Available	149,132,709.15	9,155,246.46	158,287,955.61
Less: Lapsed NCA Disbursements	13,951,868.83	(408,556.43)	13,543,312.40
	(156,932,075.90)	(14,899,192.11)	(171,831,268.01)
Balance of Disbursements Authorities as of to date	6,152,502.08	(6,152,502.08)	0.00

	Previous Report (Feb.)	This month (Mar.)	As of Date
Total Disbursements Program	149,132,709.15	9,155,246.46	158,287,955.61
Lapsed NCA	13,951,868.83	(408,556.43)	13,543,312.40
Less: Actual Disbursements (Over)/Under spending	(156,932,075.90)	(14,899,192.11)	(171,831,268.01)
	6,152,502.08	(6,152,502.08)	0.00

Prepared By:  
  
MARISOL B. CASTRO  
Acting Accounting Clerk

Certified Correct:  
  
LILIANNE E. ULGADO  
Acting Chief Accountant

Approved By:  
  
CORAZON G. FERRER-FLORES  
Acting Chief Financial Officer