

PRESIDENTIAL ELECTORAL TRIBUNAL  
MONTHLY REPORT OF DISBURSEMENTS  
For the Month of May 2021

FAR NO. 4

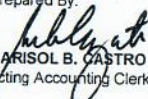
Agency: JUDICIARY  
Operating Unit: PRESIDENTIAL ELECTORAL TRIBUNAL  
Organization Code (UACS): 29 002 00 00000  
Funding Source Code: 101


| PARTICULARS                         | CURRENT YEAR BUDGET |                   |         |    |                     | PRIOR YEAR'S BUDGET           |      |         |    |               |                                 |      |    |       |                  |            | SUB-TOTAL           | TRUST LIABILITIES |    |      |               | GRAND TOTAL         |                   |      |         |                  | REMARKS             |       |
|-------------------------------------|---------------------|-------------------|---------|----|---------------------|-------------------------------|------|---------|----|---------------|---------------------------------|------|----|-------|------------------|------------|---------------------|-------------------|----|------|---------------|---------------------|-------------------|------|---------|------------------|---------------------|-------|
|                                     | PS                  | MOOE              | Fin.Exp | CO | TOTAL               | PRIOR YEAR'S ACCOUNTS PAYABLE |      |         |    |               | CURRENT YEAR'S ACCOUNTS PAYABLE |      |    |       |                  |            |                     | TOTAL             | PS | MOOE | CO            | TOTAL               | PS                | MOOE | Fin.Exp | CO               |                     | TOTAL |
|                                     |                     |                   |         |    |                     | PS                            | MOOE | Fin.Exp | CO | Sub-Total     | PS                              | MOOE | CO | TOTAL | Sub-Total        | PS         |                     |                   |    |      |               |                     |                   |      |         |                  |                     |       |
| 1                                   | 2                   | 3                 | 4       | 5  | 6=(2+3+4+5)         | 7                             | 8    | 9       | 10 | 11=(7+8+9+10) | 12                              | 13   | 14 | 15    | 16=(12+13+14+15) | 17=(11+16) | 18=(6+17)           | 19                | 20 | 21   | 22=(19+20+21) | 23                  | 24                | 25   | 26      | 27=(23+24+25+26) | 28                  |       |
| Notice of Cash Allocation (NCA)     |                     |                   |         |    |                     |                               |      |         |    |               |                                 |      |    |       |                  |            |                     |                   |    |      |               |                     |                   |      |         |                  |                     |       |
| MDS Checks Issued                   | 660,686.50          | -                 |         |    | 660,686.50          |                               |      |         |    | -             |                                 |      |    |       | -                |            | 660,686.50          |                   |    |      |               | 660,686.50          |                   |      |         |                  | 660,686.50          |       |
| Advice to Debit Account             | 6,533,344.80        | 395,680.86        |         |    | 6,929,025.66        |                               |      |         |    | -             |                                 |      |    |       | -                |            | 6,929,025.66        |                   |    |      |               | 6,533,344.80        | 395,680.86        |      |         |                  | 6,929,025.66        |       |
| Tax Remittance Advices Issued (TRA) | 1,469,077.39        | 17,917.49         |         |    | 1,486,994.88        |                               |      |         |    | -             |                                 |      |    |       | -                |            | 1,486,994.88        |                   |    |      |               | 1,469,077.39        | 17,917.49         |      |         |                  | 1,486,994.88        |       |
| Cash Disbursement Ceiling (CDC)     |                     |                   |         |    |                     |                               |      |         |    |               |                                 |      |    |       |                  |            |                     |                   |    |      |               |                     |                   |      |         |                  |                     |       |
| Non-Cash Availment Authority (NCAA) |                     |                   |         |    |                     |                               |      |         |    |               |                                 |      |    |       |                  |            |                     |                   |    |      |               |                     |                   |      |         |                  |                     |       |
| <b>TOTAL</b>                        | <b>8,663,108.69</b> | <b>413,598.35</b> |         |    | <b>9,076,707.04</b> |                               |      |         |    | -             |                                 |      |    |       | -                |            | <b>9,076,707.04</b> |                   |    |      |               | <b>8,663,108.69</b> | <b>413,598.35</b> |      |         |                  | <b>9,076,707.04</b> |       |


SUMMARY:

|  | Previous Report (Apr.) | This month (May)      | As of Date             |
|--|------------------------|-----------------------|------------------------|
| Total Disbursement Authorities Received            |                        |                       |                        |
| NCA  | 49,340,360.00          | 18,291,000.00         | 67,631,360.00          |
| TRA  | 1,715,038.71           | 1,486,994.88          | 3,202,033.59           |
| Total Disbursements Authorities Available          | 51,055,398.71          | 19,777,994.88         | 70,833,393.59          |
| Less: Lapsed NCA Disbursements                     | (1,809,005.40)         | -                     | (1,809,005.40)         |
| Balance of Disbursements Authorities as of to date | <u>37,983,919.62</u>   | <u>(9,076,707.04)</u> | <u>(47,060,626.66)</u> |
|  | 11,262,473.69          | 10,701,287.84         | 21,963,761.53          |

|                             | Previous Report (Apr.) | This month (May)      | As of Date             |
|-----------------------------|------------------------|-----------------------|------------------------|
| Total Disbursements Program | 51,055,398.71          | 19,777,994.88         | 70,833,393.59          |
| Lapsed NCA                  | (1,809,005.40)         | -                     | (1,809,005.40)         |
| Less: Actual Disbursements  | <u>(37,983,919.62)</u> | <u>(9,076,707.04)</u> | <u>(47,060,626.66)</u> |
| (Over)/Under spending       | 11,262,473.69          | 10,701,287.84         | 21,963,761.53          |

Prepared By:  
  
MARISOL B. CASTRO  
Acting Accounting Clerk

Certified Correct:  
  
Y. B. SILVA  
Acting Chief - Accounting Division

Approved By:  
  
CORAZON G. FERRER-FLORES  
Acting Chief Financial Officer