

**PRESIDENTIAL ELECTORAL TRIBUNAL  
MONTHLY REPORT OF DISBURSEMENTS  
For the Month of November 2019**

FAR NO. 4


Agency: JUDICIARY  
 Operating Unit: PRESIDENTIAL ELECTORAL TRIBUNAL  
 Organization Code (UACS): 29 002 00 00000  
 Funding Source Code: 101


PARTICULARS	CURRENT YEAR BUDGET					PRIOR YEAR'S BUDGET											SUB-TOTAL	TRUST LIABILITIES				GRAND TOTAL					REMARKS	
	PS	MOOE	Fin.Exp	CO	TOTAL	PRIOR YEAR'S ACCOUNTS PAYABLE					CURRENT YEAR'S ACCOUNTS PAYABLE							PS	MOOE	CO	TOTAL	PS	MOOE	Fin.Exp	CO	TOTAL		
						PS	MOOE	Fin.Exp	CO	Sub-Total	PS	MOOE	CO	TOTAL	Sub-Total	TOTAL												
1	2	3	4	5	6=(2+3+4+5)	7	8	9	10	11=(7+8+9+10)	12	13	14	15	16=(12+13+14+15)	17=(11+16)	18=(6+17)	19	20	21	22=(19+20+21)	23	24	25	26	27=(23+24+25+26)	28	
Balance of Cash Allocation (NCA)																												
MDS Checks Issued	438,750.95	70,955.96			509,706.91					-					-	-	509,706.91					438,750.95	70,955.96	-	-	509,706.91		
Advice to Debit Account	8,099,893.45	1,395,760.69			9,495,654.14					-					-	-	9,495,654.14					8,099,893.45	1,395,760.69	-	-	9,495,654.14		
Remittance Advices Issued (TRA)	2,044,399.31	36,323.41			2,080,722.72					-					-	-	2,080,722.72					2,044,399.31	36,323.41	-	-	2,080,722.72		
Disbursement Ceiling (CDC)																												
-Cash Availment Authority (NCAA)																												
<b>TOTAL</b>	<b>10,583,043.71</b>	<b>1,503,040.06</b>			<b>12,086,083.77</b>					-					-	-	<b>12,086,083.77</b>					<b>10,583,043.71</b>	<b>1,503,040.06</b>	-	-	<b>12,086,083.77</b>		


**SUMMARY:**

	Previous Report (Oct.)	This month (Nov.)	As of Date
Disbursement Authorities Received			
NCA	103,212,287.00	18,714,218.00	121,926,505.00
TRA	8,575,762.46	2,080,722.72	10,656,485.18
Disbursements Authorities Available	111,788,049.46	20,794,940.72	132,582,990.18
Less: Lapsed NCA Disbursements	(1,860,031.55)	-	(1,860,031.55)
Balance of Disbursements Authorities as of to date	<u>2,242,509.71</u>	<u>8,708,856.95</u>	<u>10,951,366.66</u>

	Previous Report (Oct.)	This month (Nov.)	As of Date
Total Disbursements Program	111,788,049.46	20,794,940.72	132,582,990.18
Lapsed NCA	(1,860,031.55)	-	(1,860,031.55)
Less: Actual Disbursements (Over)/Under spending	<u>(107,685,508.20)</u>	<u>(12,086,083.77)</u>	<u>(119,771,591.97)</u>
	<u>2,242,509.71</u>	<u>8,708,856.95</u>	<u>10,951,366.66</u>

Prepared By:  
  
 MARISOL E. CASTRO  
 Acting Accounting Clerk

Certified Correct:  
  
 LILIANNE E. ULGADO  
 Acting Chief Accountant

Approved By:  
  
 CORINA G. FERRER-LLORES  
 Acting Chief Financial Officer