

PRESIDENTIAL ELECTORAL TRIBUNAL
MONTHLY REPORT OF DISBURSEMENTS
 For the Month of October 2018

FAR NO. 4


Agency: **JUDICIARY**
 Operating Unit: **PRESIDENTIAL ELECTORAL TRIBUNAL**
 Organization Code (UACS): **29 002 00 00000**
 Funding Source Code: **101**


PARTICULARS	CURRENT YEAR BUDGET					PRIOR YEAR'S BUDGET											TRUST LIABILITIES				GRAND TOTAL					REMARKS		
	PS	MOOE	Fin.Exp	CO	TOTAL	PRIOR YEAR'S ACCOUNTS PAYABLE					CURRENT YEAR'S ACCOUNTS PAYABLE						SUB-TOTAL	PS	MOOE	CO	TOTAL	PS	MOOE	Fin.Exp	CO		TOTAL	
						PS	MOOE	Fin.Exp	CO	Sub-Total	PS	MOOE	CO	TOTAL	Sub-Total	TOTAL												
1	2	3	4	5	6=(2+3+4+5)	7	8	9	10	11=(7+8+9+10)	12	13	14	15	16=(12+13+14+15)	17=(11+16)	18=(6+17)	19	20	21	22=(19+20+21)	23	24	25	26	27=(23+24+25+26)	28	
Notice of Cash Allocation (NCA)																												
MDS Checks Issued	286,367.08	150,000.00			436,367.08												436,367.08					286,367.08	150,000.00	-	-	436,367.08		
Advice to Debit Account	2,863,940.50	2,158,093.00			5,022,033.60												5,022,033.60					2,863,940.60	2,158,093.00	-	-	5,022,033.60		
Tax Remittance Advices Issued (TRA)	523,186.53	73,967.07			597,153.60												597,153.60					523,186.53	73,967.07	-	-	597,153.60		
Cash Disbursement Ceiling (CDC)																												
Non-Cash Availment Authority (NCAA)																												
TOTAL	3,673,494.21	2,382,060.07			6,055,554.28												6,055,554.28					3,673,494.21	2,382,060.07	-	-	6,055,554.28		


SUMMARY:

	Previous Report	This month (Oct.)	As of Date
Total Disbursement Authorities Received			
NCA	85,806,980.00	8,398,716.00	94,205,696.00
TRA	6,546,895.37	597,153.60	7,144,048.97
Total Disbursements Authorities Available	92,353,875.37	8,995,869.60	101,349,744.97
Less: Lapsed NCA	(711,712.53)	-	(711,712.53)
Disbursements	(91,642,162.84)	(6,055,554.28)	(97,697,717.12)
Balance of Disbursements Authorities as of to date	0.00	2,940,315.32	2,940,315.32

	Previous Report	This month (Oct.)	As of Date
Total Disbursements Program	92,353,875.37	8,995,869.60	101,349,744.97
Lapsed NCA	(711,712.53)	-	(711,712.53)
Less: Actual Disbursements	(91,642,162.84)	(6,055,554.28)	(97,697,717.12)
(Over)/Under spending	0.00	2,940,315.32	2,940,315.32

Prepared By:

MARISOL B. CASTRO
 Acting Accounting Clerk

Certified Correct:

LILIANNE E. ULGADO
 Acting Chief Accountant

Approved By:

CORAZON G. FERRER-FLORES
 Acting Chief Financial Officer