

PRESIDENTIAL ELECTORAL TRIBUNAL
MONTHLY REPORT OF DISBURSEMENTS
 For the Month of September 2020

FAR NO. 4


Agency: **JUDICIARY**
 Operating Unit: **PRESIDENTIAL ELECTORAL TRIBUNAL**
 Organization Code (UACS): **29 002 00 00000**
 Funding Source Code: **101**


PARTICULARS	CURRENT YEAR BUDGET					PRIOR YEAR'S BUDGET											SUB-TOTAL	TRUST LIABILITIES				GRAND TOTAL					REMARKS	
	PS	MOOE	Fin.Exp	CO	TOTAL	PRIOR YEAR'S ACCOUNTS PAYABLE					CURRENT YEAR'S ACCOUNTS PAYABLE							PS	MOOE	CO	TOTAL	PS	MOOE	Fin.Exp	CO	TOTAL		
						PS	MOOE	Fin.Exp	CO	Sub-Total	PS	MOOE	CO	TOTAL	Sub-Total	TOTAL												
1	2	3	4	5	6=(2+3+4+5)	7	8	9	10	11=(7+8+9+10)	12	13	14	15	16=(12+13+14+15)	17=(11+16)	18=(6+17)	19	20	21	22=(19+20+21)	23	24	25	26	27=(23+24+25+26)	28	
Notice of Cash Allocation (NCA)																												
MDS Checks Issued	543,454.71	1,768,503.55			2,311,958.26					-					-	-	2,311,958.26					543,454.71	1,768,503.55	-	-	2,311,958.26		
Advice to Debit Account	15,473,955.30	1,028,877.45			16,502,832.75					-					-	-	16,502,832.75					15,473,955.30	1,028,877.45	-	-	16,502,832.75		
Tax Remittance Advices Issued (TRA)	637,920.31	117,900.24			755,820.55					-					-	-	755,820.55					637,920.31	117,900.24	-	-	755,820.55		
Cash Disbursement Ceiling (CDC)																												
Non-Cash Availment Authority (NCAA)																												
TOTAL	16,655,330.32	2,915,281.24			19,570,611.56					-					-	-	19,570,611.56					16,655,330.32	2,915,281.24	-	-	19,570,611.56		


SUMMARY:

	Previous Report (Aug.)	This month (Sept.)	As of Date
Total Disbursement Authorities Received			
NCA	94,291,583.00	10,307,107.00	104,598,690.00
TRA	5,020,648.80	755,820.55	5,776,469.35
Total Disbursements Authorities Available	99,312,231.80	11,062,927.55	110,375,159.35
Less: Lapsed NCA	(1,304,097.54)	(327,448.89)	(1,631,546.43)
Disbursements	(89,173,001.36)	(19,570,611.56)	(108,743,612.92)
Balance of Disbursements Authorities as of to date	<u>8,835,132.90</u>	<u>(8,835,132.90)</u>	<u>0.00</u>

	Previous Report (Aug.)	This month (Sept.)	As of Date
Total Disbursements Program	99,312,231.80	11,062,927.55	110,375,159.35
Lapsed NCA	(1,304,097.54)	(327,448.89)	(1,631,546.43)
Less: Actual Disbursements	(89,173,001.36)	(19,570,611.56)	(108,743,612.92)
(Over)/Under spending	<u>8,835,132.90</u>	<u>(8,835,132.90)</u>	<u>0.00</u>

Prepared By:

MARISOL B. CASTRO
 Acting Accounting Clerk

Certified Correct:

LILIANNE E. ULGADO
 Acting Chief Accountant

Approved By:

CORAZON G. FERRER FLORES
 Acting Chief Financial Officer