

**PRESIDENTIAL ELECTORAL TRIBUNAL**  
**MONTHLY REPORT OF DISBURSEMENTS**  
 For the Month of September 2021

FAR NO. 4

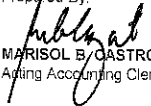
Agency: JUDICIARY  
 Operating Unit: PRESIDENTIAL ELECTORAL TRIBUNAL  
 Organization Code (UACS): 29 002 00 00000  
 Funding Source Code: 101


PARTICULARS	CURRENT YEAR BUDGET					PRIOR YEAR'S BUDGET											SUB-TOTAL	TRUST LIABILITIES				GRAND TOTAL					REMARKS	
	PS	MOOE	Fin.Exp	CO	TOTAL	PRIOR YEAR'S ACCOUNTS PAYABLE					CURRENT YEAR'S ACCOUNTS PAYABLE							PS	MOOE	CO	TOTAL	PS	MOOE	Fin.Exp	CO	TOTAL		
						7	8	9	10	11=(7+8+9+10)	12	13	14	15	16=(12+13+14+15)	17=(11+16)												18=(6+17)
1	2	3	4	5	6=(2+3+4+5)	7	8	9	10	11=(7+8+9+10)	12	13	14	15	16=(12+13+14+15)	17=(11+16)	18=(6+17)	19	20	21	22=(19+20+21)	23	24	25	26	27=(23+24+25+26)	28	
Notice of Cash Allocation (NCA)																												
MDS Checks Issued	154,073.72	-			154,073.72												154,073.72					154,073.72					154,073.72	
Advice to Debit Account	18,440,488.03	380,708.65			18,821,196.68												18,821,196.68					18,440,488.03	380,708.65				18,821,196.68	
Tax Remittance Advices issued (TRA)	484,384.65	16,480.07			500,864.72												500,864.72					484,384.65	16,480.07				500,864.72	
Cash Disbursement Ceiling (CDC)																												
Non-Cash Availment Authority (NCAA)																												
<b>TOTAL</b>	<b>19,078,946.40</b>	<b>397,188.72</b>			<b>19,476,135.12</b>												<b>19,476,135.12</b>					<b>19,078,946.40</b>	<b>397,188.72</b>				<b>19,476,135.12</b>	


**SUMMARY:**

	Previous Report (Aug.)	This month (Sept.)	As of Date
Total Disbursement Authorities Received			
NCA	99,800,360.00	10,721,000.00	110,521,360.00
TRA	5,407,917.76	500,864.72	5,908,782.48
Total Disbursements Authorities Available	105,208,277.76	11,221,864.72	116,430,142.48
Less: Lapsed NCA	(1,866,566.73)	(9,961.95)	(1,876,528.68)
Disbursements	(95,077,478.88)	(19,476,135.12)	(114,553,613.80)
Balance of Disbursements Authorities as of to date	8,264,232.35	(8,264,232.35)	0.00

	Previous Report (Aug.)	This month (Sept.)	As of Date
Total Disbursements Program	105,208,277.76	11,221,864.72	116,430,142.48
Lapsed NCA	(1,866,566.73)	(9,961.95)	(1,876,528.68)
Less: Actual Disbursements	(95,077,478.88)	(19,476,135.12)	(114,553,613.80)
(Over)/Under spending	8,264,232.35	(8,264,232.35)	0.00

Prepared By:  
  
 MARISOL B. CASTRO  
 Acting Accounting Clerk

Certified Correct:  
  
 V.B. SILVA  
 Acting Chief - Accounting Division

Approved By:  
  
 CORASON G. FERRER-FLORES  
 Acting Chief Financial Officer