



MONTHLY REPORT OF DISBURSEMENTS
For the month of April 2019
(In Pesos)

FAR No. 4


Department : Judiciary
Agency : Supreme Court of the Philippines and the Lower Courts (SCPLC)
Operating Unit : _____
Organization Code : 29-001-00-00000
Funding Source Code (as clustered): 011


PARTICULARS	CURRENT YEAR BUDGET					PRIOR YEAR'S BUDGET										Sub-Total	TRUST LIABILITIES				GRAND TOTAL					Remarks		
	PS	MOOE	Fin. Exp.	CO	Total	PRIOR YEAR'S AP's					CURRENT YEAR'S ACCOUNTS PAYABLE						TOTAL	PS	MOOE	CO	Total	PS	MOOE	Fin. Exp.	CO		Total	
						PS	MOOE	Fin. Exp.	CO	Sub-total	PS	MOOE	Fin. Exp.	CO	Sub-total													
1	2	3	4	5	6=(2+3+4+5)	7	8	9	10	11=(7+8+9+10)	12	13	14	15	16=(12+13+14+15)	17=(11+16)	18=(6+17)	19	20	21	22=(19+20+21)	23	24	25	26	27=(23+24+26)	28	
Notice of Cash Allocation (NCA)																												
MDS Checks Issued	75,419,890.50	28,890,672.96			104,310,563.46	152,219.89	2,568.27	-	-	154,788.16	35,543.23				35,543.23	190,331.39	104,500,894.85					75,607,653.62	28,893,241.23				104,500,894.85	
Advice to Debit Accounts	1,406,689,962.09	151,882,353.23			1,558,572,315.32		35,550,954.11			35,550,954.11		269,180.64			269,180.64	35,820,134.75	1,594,392,450.07					1,406,689,962.09	187,702,487.98				1,594,392,450.07	
Tax Remittance Advices Issued (TRA)																												
Supreme Court Proper (SCP)	13,032,605.54	13,748,768.01			26,781,373.55		1,913,710.27			1,913,710.27					-	1,913,710.27	28,695,083.82					13,032,605.54	15,662,478.28				28,695,083.82	
Lower Courts (LC)	13,019,145.21	1,168,759.54			14,187,904.85		92,571.70			92,571.70					-	92,571.70	14,280,476.55					13,019,145.21	1,261,331.34				14,280,476.55	
Cash Disbursement Ceiling (CDC)					-					-					-		-					-					-	
Non-Cash Availment Authority (NCAA)					-					-					-		-					-					-	
TOTAL	1,508,161,603.34	195,690,563.84			1,703,852,167.18	152,219.89	37,559,804.35			37,712,024.24	35,543.23	269,180.64			304,723.87	38,016,748.11	1,741,868,905.29					1,508,349,366.46	233,519,538.83				1,741,868,905.29	


SUMMARY:

	Previous Report (March)	This month (April)	As of Date
Total Disbursement Authorities Received			
NCA	6,461,475,523.44	2,745,553,342.00	9,207,028,865.44
TRA	102,219,135.84	42,975,560.37	145,194,696.21
Total Disbursement Authorities Available	6,563,694,659.28	2,788,528,902.37	9,352,223,561.65
Less: Lapsed NCA	(185,844,708.79)		(185,844,708.79)
Disbursements	(6,377,849,950.50)	(1,741,868,905.29)	(8,119,718,855.79)
Balance of Disbursements Authorities as of Date	-	1,046,659,997.08	1,046,659,997.08

	Previous Report (March)	This month (April)	As of Date
Total Disbursements Program	6,563,694,659.28	2,788,528,902.37	9,352,223,561.65
Lapsed NCA	(185,844,708.79)		(185,844,708.79)
Less: Actual Disbursements (Over)/Under spending	(6,377,849,950.50)	(1,741,868,905.29)	(8,119,718,855.79)
	-	1,046,659,997.08	1,046,659,997.08 (0.00)

Prepared by: 
NELSON C. MARTIN
Accountant III
Accounting Division, FMBO

Certified Correct: 
LILIANNE E. ULGADO
SC Chief Judicial Staff Officer
Accounting Division, FMBO

Approved by: 
CORAZON G. FERRER-FLORES
Deputy Clerk of Court and Chief Financial Officer
Fiscal Management and Budget Office (FMBO)