



MONTHLY REPORT OF DISBURSEMENTS
For the month of January 2018
(In Pesos)

FAR No. 4


Department : Judiciary
Agency : Supreme Court of the Philippines and the Lower Courts
Operating Unit : _____
Organization Code (: 29-001-00-00000
Funding Source Code (as clustered): 01 1


PARTICULARS	CURRENT YEAR BUDGET					PRIOR YEAR'S BUDGET											Sub-Total	TRUST LIABILITIES				GRAND TOTAL					Remarks	
	PS	MOOE	Fin. Exp.	CO	Total	PRIOR YEAR'S AP's					CURRENT YEAR'S ACCOUNTS PAYABLE							PS	MOOE	CO	Total	PS	MOOE	Fin. Exp.	CO	Total		
						PS	MOOE	Fin. Exp.	CO	Sub-total	PS	MOOE	Fin. Exp.	CO	Sub-total	TOTAL												
1	2	3	4	5	6=(2+3+4+5)	7	8	9	10	11=(7+8+9+10)	12	13	14	15	16=(12+13+14)	17=(11+16)	18=(6+17)	19	20	21	22=(19+20+21)	23	24	25	26	27=(23+24+26)	28	
Notice of Cash Allocation (NCA)																												
MDS Checks Issued	1,019,300,779.78	42,194,282.34			1,061,495,062.12	59,644,268.92	25,432,320.42	-	-	85,076,589.34						85,076,589.34	1,146,571,651.46						1,078,945,048.70	67,626,602.76			1,146,571,651.46	
Advice to Debit Accounts	85,328,800.44	37,896,787.48			123,225,587.92		39,537,405.21			39,537,405.21							123,225,587.92						85,328,800.44	77,434,192.69			162,762,993.13	
Tax Remittance Advices Issued (TRA)																												
Supreme Court Proper (SCP)	9,198,485.88	1,897,780.55			11,096,266.43		860,549.31										11,096,266.43						9,198,485.88	2,758,329.86			11,956,815.74	
Lower Courts (LC)	96,222,036.04	2,416,315.82			98,638,351.86	446,950.06	590,194.02	-	-	1,037,144.08						1,037,144.08	99,675,495.94						96,668,986.10	3,006,509.84			99,675,495.94	
Cash Disbursement Ceiling (CDC)																												
Non-Cash Availment Authority (NCAA)																												
TOTAL	1,210,050,102.14	84,405,166.19	-	-	1,294,455,268.33	60,091,218.98	66,420,468.96	-	-	125,651,138.63	-	-	-	-	-	86,113,733.42	1,380,569,001.75	-	-	-	-	-	1,270,141,321.12	150,825,635.15	-	-	1,420,966,956.27	


SUMMARY:

	Previous Report	This month (January)	As of Date
Total Disbursement Authorities Received			
NCA		1,989,462,000.00	1,989,462,000.00
TRA		111,632,311.68	111,632,311.68
Total Disbursement Authorities Available		2,101,094,311.68	2,101,094,311.68
Less: Lapsed NCA Disbursements		(1,420,966,956.27)	(1,420,966,956.27)
Balance of Disbursements Authorities as of Date		680,127,355.41	680,127,355.41

	Previous Report	This month (January)	As of Date
Total Disbursements Program		2,101,094,311.68	2,101,094,311.68
Lapsed NCA			
Less: Actual Disbursements (Over)/Under spending		(1,420,966,956.27)	(1,420,966,956.27)
		680,127,355.41	680,127,355.41

Prepared by: 
NELSON C. MARTIN
Accountant II
Accounting Division, FMBO

Certified Correct: 
LILIANNE E. ULGADO
SC Chief Judicial Staff Officer
Accounting Division, FMBO

Approved By: 
CORAZON G. FERRER-FLORES
Deputy Clerk of Court and Chief
Fiscal Management and Budget Office