



MONTHLY REPORT OF DISBURSEMENTS
For the month of June 2021
(In Pesos)

FAR No. 4


Department : Judiciary
Agency : Supreme Court of the Philippines and the Lower Courts (SCPLC)
Operating Unit : _____
Organization Code (: 29-001-00-00000
Funding Source Code (as clustered): 01 1


PARTICULARS	CURRENT YEAR BUDGET					PRIOR YEAR'S BUDGET										TRUST LIABILITIES				GRAND TOTAL					Remarks			
	PS	MOOE	Fin. Exp.	CO	Total	PRIOR YEAR'S AP's					CURRENT YEAR'S ACCOUNTS PAYABLE					Sub-Total	PS	MOOE	CO	Total	PS	MOOE	Fin. Exp.	CO		Total		
						PS	MOOE	Fin. Exp.	CO	Sub-total	PS	MOOE	Fin. Exp.	CO	Sub-total												TOTAL	
1	2	3	4	5	6=(2+3+4+5)	7	8	9	10	11=(7+8+9+10)	12	13	14	15	16=(12+13+14+15)	17=(11+16)	18=(6+17)	19	20	21	22=(19+20+21)	23	24	25	26	27=(23+24+26)	28	
Notice of Cash Allocation (NCA)																												
MDS Checks Issued	545,377,917.23	47,442,134.05			582,820,051.28	937,838.52				937,838.52					937,838.52	593,757,889.80						546,315,755.75	47,442,134.05			593,757,889.80		
Advice to Debit Accounts	4,202,826,886.15	978,126,343.00			5,180,953,229.15	2,400.00	1,519,645.31			1,522,045.31					1,522,045.31	5,182,475,274.46						4,202,829,286.15	979,645,988.31			5,182,475,274.46		
Tax Remittance Advices Issued (TRA)																												
Supreme Court Proper (SCP)	18,405,694.75	8,167,162.67			26,572,857.42											26,572,857.42						18,405,694.75	8,167,162.67			26,572,857.42		
Lower Courts (LC)	79,215,819.06	1,234,620.64			80,450,439.70		59,337.05			59,337.05					59,337.05	80,509,776.75						79,215,819.06	1,293,957.69			80,509,776.75		
Cash Disbursement Ceiling (CDC)																												
Non-Cash Availment Authority (NCAA)																												
TOTAL	4,845,826,317.19	1,034,970,260.36			5,880,796,577.55	940,238.52	1,578,982.36			2,519,220.88					2,519,220.88	5,883,315,796.43			#		4,846,766,555.71	1,035,549,242.72			5,883,315,798.43			


SUMMARY:

	Previous Report (May)	This month (June)	As of Date
Total Disbursement Authorities Received:			
NCA	15,412,501,344.96	3,097,619,666.00	18,510,121,010.96
TRA	719,456,944.05	107,082,634.17	826,539,578.22
Total Disbursement Authorities Available	16,131,958,289.01	3,204,702,300.17	19,336,660,589.18
Less: Lapsed NCA	(777,853.87)	(3,963,548.29)	(4,741,203.16)
Disbursements	(13,448,603,587.58)	(5,883,315,798.43)	(19,331,919,386.02)
Balance of Disbursements Authorities as of Date	2,682,577,047.55	(2,682,577,047.55)	-

	Previous Report (May)	This month (June)	As of Date
Total Disbursements Program	16,131,958,289.01	3,204,702,300.17	19,336,660,589.18
Lapsed NCA	(777,853.87)	(3,963,548.29)	(4,741,203.16)
Less: Actual Disbursements	(13,448,603,587.58)	(5,883,315,798.43)	(19,331,919,386.02)
(Over)/Under spending	2,682,577,047.55	(2,682,577,047.55)	-

Prepared by: 
NELSON C. MARTIN
Accountant III
Accounting Division, FMBO

Certified Correct: 
IVY S. SILVA
Officer-in-Charge
Accounting Division, FMBO

Approved by: 
CORAZON G. FERRER-PORES
Deputy Clerk of Court and Chief
Fiscal Management and Budget Office (FMBO)