



STATEMENT OF APPROPRIATIONS, ALLOTMENTS, OBLIGATIONS, DISBURSEMENTS AND BALANCES
As of the Quarter Ending December 31, 2014


FAR No. 1


Agency: JUDICIARY
Operating Unit: SUPREME COURT OF THE PHILIPPINES
Organization Code (UACS): 29 001 00 00000
Funding Source Code: 101


X	Current Year Appropriations
	Supplemental Appropriations
	Continuing Appropriations


Particulars	UACS CODE	Appropriations				Allotments				Current Year Obligations					Current Year Disbursements					Balances				
		Authorized Appropriation	Adjustments (Transfer to / From Reassignment)	Adjusted Appropriations	Alotments Received	Adjustments (Withdrawal, Resignment)	Transfer To	Transfer From	Adjusted Total Allotments	1st Quarter ending March 31	2nd Quarter ending June 30	3rd Quarter ending Sept. 30	4th Quarter ending Dec. 31	Total	1st Quarter ending March 31	2nd Quarter ending June 30	3rd Quarter ending Sept. 30	4th Quarter ending Dec. 31	Total	Unreleased Appropriations	Unobligated Allotment	Unpaid Obligations (15-20)+(23+24)	Due and Demandable	Not Yet Due and Demandable
1	2	3	4	5=(3+4)	6	7	8	9	10=[(6+7)-8+9]	11	12	13	14	15=(11+12+13+14)	16	17	18	19	20=(16+17+18+19)	21=(5-10)	22=(10-15)	23	24	
L. Agency Specific Budget	101101																							
General Administration and Support (GAP)																								
Personal Services		3,664,546.00		3,664,546.00	3,791,971.00	(2,504,700.884.00)		(230,592.073.21)	1,256,716,042.79	362,018,825.47	330,878,783.75	623,745,428.22	477,954,465.33	1,794,601,482.77	364,853,085.65	414,066,448.22	340,564,219.27	487,397,302.90	1,596,863,056.03	2,407,827,957.21	(537,863,436.98)	207,918,426.74		
Maintenance & Other Operating Expenses		2,015,245.000.00		2,015,245.000.00	2,015,245.000.00		230,592.073.21		2,245,797,073.21	387,323,266.84	328,779,542.22	222,109,477.04	207,804,048.16	1,148,118,334.26	308,746,042.89	247,133,679.79	269,604,510.90	291,486,577.10	1,113,972,810.68	(230,592,073.21)	1,089,680,736.95	32,143,523.78		
Financial Expenses																								
Capital Outlays																								
Operations																								
1. RTC																								
Personal Services		5,333,259.000.00		5,333,259.000.00	5,333,259.000.00	2,292,206,884.00	2,201,985,983.47	(72,466,551,170.54)	7,320,900,706.93	1,484,057,143.91	2,089,682,294.04	1,499,229,809.85	2,247,931,459.13	7,320,900,706.93	1,475,733,272.57	2,083,961,996.82	1,489,715,196.91	2,266,569,304.39	7,318,276,772.49	(1,967,641,706.93)		4,620,834.44		
Maintenance & Other Operating Expenses		617,708.000.00		617,708.000.00	617,708.000.00		94,360,637.64	(550,037,119.79)	162,031,517.85	33,510,699.31	35,478,508.89	53,317,674.02	72,131,569.79	184,438,419.01	27,153,846.17	34,194,950.82	53,743,229.98	61,611,619.34	178,703,746.31	455,678,452.15	(92,406,901.18)	17,734,672.70		
2. MTC																								
Personal Services		444,584,000.00		444,584,000.00	444,584,000.00	6,159,000.00	181,321,174.72	(38,058,288.80)	596,015,865.92	118,402,569.80	153,123,909.49	123,565,510.73	200,923,895.90	596,015,895.92	117,816,992.35	152,222,324.33	122,051,848.52	202,860,043.51	595,551,186.71	(181,421,885.92)		464,719.21		
Maintenance & Other Operating Expenses		77,871,000.00		77,871,000.00	77,871,000.00		7,117,943.81	(67,713,816.71)	17,275,127.10	2,851,853.52	2,850,835.14	5,778,210.14	5,994,329.30	17,275,127.10	2,523,853.82	2,851,756.38	4,043,940.28	8,481,580.89	15,910,821.13	80,595,872.90		1,364,195.97		
3. MTCO																								
Personal Services		1,037,488.000.00		1,037,488.000.00	1,037,488.000.00	14,206,000.00	385,089,680.80	(76,081,587.36)	1,360,711,093.42	274,705,210.10	352,546,149.72	312,717,731.27	420,743,092.33	1,360,711,093.42	274,018,532.22	350,826,854.65	311,853,745.51	423,420,802.32	1,360,217,784.70	(523,223,093.42)		493,328.72		
Maintenance & Other Operating Expenses		106,704,000.00		106,704,000.00	106,704,000.00		18,230,088.79	(106,206,446.45)	16,725,652.34	5,222,805.85	4,719,691.71	7,269,836.65	12,324,519.03	29,536,652.34	4,812,010.95	4,728,354.44	6,742,334.68	9,372,797.79	25,655,487.68	86,979,347.66	(12,810,000.00)	3,880,154.48		
4. MTCO																								
Personal Services		1,299,850,000.00		1,299,850,000.00	1,299,850,000.00	16,818,500.00	494,806,345.17	(133,584,448.81)	1,677,990,395.36	342,842,579.14	444,573,020.11	386,983,349.97	803,608,446.14	1,677,990,395.36	340,504,586.47	443,631,854.98	388,048,412.72	607,439,714.91	1,677,515,698.81	(378,140,295.36)		474,726.56		
Maintenance & Other Operating Expenses		135,058,000.00		135,058,000.00	135,058,000.00		27,690,522.55	(125,765,905.02)	36,882,717.56	10,623,615.60	8,772,898.47	11,185,972.07	19,943,231.41	50,506,717.55	8,833,813.95	8,137,713.08	10,895,117.72	14,869,630.46	43,536,075.19	96,075,282.45	(13,523,000.00)	6,969,642.36		
5. MTC																								
Personal Services		1,078,214,000.00		1,078,214,000.00	1,078,214,000.00	13,739,000.00	420,035,060.50	(131,083,918.38)	1,360,904,142.14	286,149,541.01	358,951,148.23	317,067,433.04	421,236,019.88	1,360,904,142.14	285,036,502.80	358,436,507.82	315,475,281.20	424,686,802.80	1,360,834,074.42	(902,890,142.14)	(500,000.00)	770,057.72		
Maintenance & Other Operating Expenses		134,334,000.00		134,334,000.00	134,334,000.00		22,509,219.87	(120,569,428.50)	38,250,790.37	9,481,723.02	7,538,421.75	9,434,153.72	14,779,491.89	41,233,790.37	9,908,332.70	9,021,181.28	9,484,442.91	11,994,405.53	36,406,572.49	98,083,209.63	(4,983,000.00)	4,827,217.97		
6. SHCC																								
Personal Services		18,181,000.00		18,181,000.00	18,181,000.00	240,000.00	7,349,637.01	(2,151,460.50)	23,619,176.51	4,977,782.63	6,271,409.03	5,503,304.48	6,869,680.37	23,619,176.51	4,977,782.63	6,261,508.03	5,473,804.48	6,838,045.37	23,550,941.51	(5,436,176.51)		68,235.00		
Maintenance & Other Operating Expenses		8,789,000.00		8,789,000.00	8,789,000.00		(6,537,430.54)		251,569.48	22,005.50	29,981.25	60,691.55	136,911.16	251,569.48	9,875.50	29,740.00	65,052.80	118,243.46	220,711.78	8,537,430.54	0.00	30,857.70		
7. SHCC																								
Personal Services		91,372,000.00		91,372,000.00	91,372,000.00	1,231,500.00	32,468,282.42	(6,288,963.04)	118,803,119.38	24,140,280.71	31,428,901.90	26,378,089.39	36,267,667.38	118,803,119.38	23,903,181.91	31,465,649.71	26,396,224.17	36,538,081.00	118,303,106.88	(27,431,119.38)	500,000.00	12.50		
Maintenance & Other Operating Expenses		15,300,000.00		15,300,000.00	15,300,000.00		2,433,196.57	(14,142,757.74)	3,590,428.83	711,232.71	926,484.47	746,818.44	1,205,695.21	3,590,428.83	671,949.38	688,159.72	864,895.19	1,177,889.82	3,402,893.91	11,709,571.17		187,534.92		
8. CPC																								
Personal Services		56,935,000.00		56,935,000.00	56,935,000.00			(56,935,000.00)																
Maintenance & Other Operating Expenses																								
B. Operationalization (RCAO)																								
a. Regional Court Administration Office																								
Personal Services		4,879,000.00		4,879,000.00	4,879,000.00				4,879,000.00															
Maintenance & Other Operating Expenses																								
b. RTC																								
Personal Services		32,011,000.00		32,011,000.00	32,011,000.00				32,011,000.00															
Maintenance & Other Operating Expenses																								
c. RCO																								
Personal Services		12,810,000.00		12,810,000.00	12,810,000.00				12,810,000.00															
Maintenance & Other Operating Expenses																								
d. RCTC																								
Personal Services		13,523,000.00		13,523,000.00	13,523,000.00				13,523,000.00															
Maintenance & Other Operating Expenses																								
e. RMTIC																								
Personal Services		4,983,000.00		4,983,000.00	4,983,000.00				4,983,000.00															
Maintenance & Other Operating Expenses																								
Total Lower Courts		10,823,863,000.00		10,823,863,000.00	10,823,863,000.00	3,304,700,884.00	3,893,491,892.32	(3,901,708,443.18)	12,820,288,323.18	2,687,508,892.91	3,484,891,734.20	2,758,202,583.												

Particulars	UACS CODE	Approp.		Allotments						Current Year Obligations					Current Year Disbursements					Balances					
		Authorized Appropriation	Adjustments (Transfer to / From Realignment)	Adjusted Appropriations	Allotments Received	Adjustments (Withdrawal, Realignment)	Transfer To	Transfer From	Adjusted Total Allotments	1st Quarter ending March 31	2nd Quarter ending June 30	3rd Quarter ending Sept. 30	4th Quarter ending Dec. 31	Total	1st Quarter ending March 31	2nd Quarter ending June 30	3rd Quarter ending Sept. 30	4th Quarter ending Dec. 31	Total	Unreleased Appropriations	Unobligated Allotment	Unpaid Obligations (16-20)-(23+24)			
		3	4	5=(3+4)	6	7	8	9	10=[(6+(-)7) -8+9]	11	12	13	14	15= (11+12+13+14)	16	17	18	19	20= (16+17+18+19)	21=(5-10)	22=(10-15)	23	24		
II. Special Purpose Funds																									
Pension and Disability Fund / Retirement Benefits Fund																									
Personal Services		4,448,860,000.00		4,448,860,000.00	773,608,314.54				773,608,314.54	280,713,654.31	140,062,515.19	175,899,819.23	164,504,154.07	761,060,246.80	20,303,754.59	5,846,189.00	157,282,297.22	155,677,354.52	339,109,595.32	3,675,251,685.46	12,549,067.74	421,950,651.48			
Others																									
Locally Funded Projects																									
Subsidy to Integrated Bar of the Phils.		30,000,000.00		30,000,000.00	30,000,000.00				30,000,000.00			7,084,163.80	12,186,771.09	19,270,924.89					12,186,771.09	12,186,771.09		10,729,075.11	7,084,163.80		
Enterprise Info System Plan (EISP)		173,000,000.00		173,000,000.00	173,000,000.00				173,000,000.00													173,000,000.00			
Const./Repairs/Rehab of HCs		1,000,000.00		1,000,000.00	1,000,000.00				1,000,000.00													1,000,000.00			
Sub-Total																									
III. Automatic Appropriations																									
Retirement and Life Insurance Premiums	1 04 102	693,874,000.00		693,874,000.00	693,874,000.00		9,628,489.11	(1,523,928.27)	702,179,560.84	179,209,704.48	179,343,699.20	179,447,566.36	180,412,180.98	718,413,151.02	172,787,732.70	182,736,673.11	179,333,466.62	180,500,525.00	718,341,397.64	(6,305,560.84)	(16,233,980.16)		71,753.36		
Sub-Total																									
GRAND TOTAL		21,660,388,000.00		21,660,388,000.00	18,002,661,314.54		4,133,784,444.64	(4,133,784,444.64)	18,002,661,314.54	3,806,774,048.01	4,473,838,264.66	3,967,289,127.97	6,007,237,933.52	17,265,237,364.06	3,437,372,508.64	4,336,246,382.80	3,889,236,801.31	5,081,324,482.19	16,544,182,854.64	3,547,826,686.48	747,323,950.48		711,064,809.42		

Prepared by

 Accountant III

Certified Correct

 LILIANNE E. ULGANO
 Chief Accountant
 Fiscal Management and Budget Office

Certified Correct

 RUBY C. ESTEBAN-GARCIA
 Assistant Chief of Office and OIC Budget Division
 Fiscal Management and Budget Office

Approved By:

 RUBY C. ESTEBAN-GARCIA
 Deputy Clerk of Court and Chief
 Fiscal Management and Budget Office