



STATEMENT OF APPROPRIATIONS, ALLOTMENTS, OBLIGATIONS, DISBURSEMENTS AND BALANCES
As of the Quarter Ending June 30, 2021

Department: JUDICIARY
Agency/Operating Unit: SUPREME COURT AND LOWER COURTS
Organization Code (UACS): 29 001 00 00000
Fund Cluster: 01-REGULAR AGENCY FUND

FAR-1

1	Current Year Appropriations
2	Current Year Obligations
3	Current Year Disbursements

Particulars	UACS CODE	Appropriations			Allotments		Current Year Obligations					Current Year Disbursements					Balances						
		Authorized Appropriation	Adjustments (Transfer to / From Reassignment)	Adjusted Appropriations	Allotments Received	Adjustments (Withdrawal, Reassignment)	Transfer To	Transfer From	Adjusted Total Allotments	1st Quarter ending March 31	2nd Quarter ending June 30	3rd Quarter ending Sept. 30	4th Quarter ending Dec. 31	Total	1st Quarter ending March 31	2nd Quarter ending June 30	3rd Quarter ending Sept. 30	4th Quarter ending Dec. 31	Total	Unreleased Appropriation	Unobligated Allotment	Unpaid Obligations (15-20) = (23+24)	
1	2	3	4	5=(3+4)	6	7=00	8=00	9=00	10=[(6+(-7))-8+9]	11	12	13	14	15=(11+12+13+14)	16	17	18	19	20=(16+17+18+19)	21=(5-10)	22=(10-15)	23	24
I. CURRENT YEAR BUDGET/APPROPRIATIONS																							
A. AGENCY SPECIFIC BUDGET																							
General Administration and Support																							
Personnel Services																							
Maintenance & Other Operating Expenses																							
Financial Expenses																							
Capital Outlays																							
Administration for Personnel Benefits																							
Terminal Leave and Retirement Liability																							
Funding requirements for the filling of unfilled positions																							
Lump-sum for Meritorious Performance																							
Supervision of Lower Courts																							
Personnel Services																							
Maintenance & Other Operating Expenses																							
Financial Expenses																							
Capital Outlays																							
Support to Operations																							
Judicial and Bar Council																							
Personnel Services																							
Maintenance & Other Operating Expenses																							
Financial Expenses																							
Capital Outlays																							
Philippine Judicial Academy																							
Personnel Services																							
Maintenance & Other Operating Expenses																							
Financial Expenses																							
Capital Outlays																							
Mandatory of Continuing Legal Education																							
Personnel Services																							
Maintenance & Other Operating Expenses																							
Financial Expenses																							
Capital Outlays																							
Philippine Judicial Marshal Service																							
Personnel Services																							
Maintenance & Other Operating Expenses																							
Financial Expenses																							
Capital Outlays																							
Locally Funded Projects																							
Subsidy to Integrated Bar of the Phils.																							
Maintenance & Other Operating Expenses																							
Enterprise Info System Plan (EISP)																							
Maintenance & Other Operating Expenses																							
Capital Outlays																							
Cost/Repair/Refresh of HDI's																							
Capital outlays																							
JSGC - Convergence Program																							
Maintenance & Other Operating Expenses																							
Bar Examinations Modernization																							
Maintenance & Other Operating Expenses																							
Capital outlays																							



STATEMENT OF APPROPRIATIONS, ALLOTMENTS, OBLIGATIONS, DISBURSEMENTS AND BALANCES
As of the Quarter Ending June 30, 2021

Department: JUDICIARY
Agency/Operating Unit : SUPREME COURT AND LOWER COURTS
Region/Province/City:
Fund:101

	Current Year Appropriations
	Supplemental Appropriations
X	Continuing Appropriations


Particulars	UACS CODE	Appropriations			Allotments			Current Year Obligations					Current Year Disbursements				Balances						
		Authorized Appropriation	Adjustments (Transfer to / From Realignment)	Adjusted Appropriations	Allotments Received	Adjustments (Withdrawal, Realignment)	Transfer To	Transfer From	Adjusted Total Allotments	1st Quarter ending March 31	2nd Quarter ending June 30	3rd Quarter ending Sept. 30	4th Quarter ending Dec. 31	Total	1st Quarter ending March 31	2nd Quarter ending June 30	3rd Quarter ending Sept. 30	4th Quarter ending Dec. 31	Total	Unreleased Appropriation	Unobligated Allotment	Unpaid Obligations (15-20) = (23+24)	
																						20= (16+17+18+19)	21= (5-10)
1	2	3	4	5=(3+4)	6	7	8	9	10= [(6+(-)7) - 8+9]	11	12	13	14	15= (11+12+13+14)	16	17	18	19	20= (16+17+18+19)	21= (5-10)	22= (10-15)	23	24
L. CURRENT YEAR BUDGET/APPROPRIATIONS																							
A. AGENCY SPECIFIC BUDGET																							
CY 2009 - R.A. No. 8924																							
Personnel Services									0.00														
Maintenance & Other Operating Expenses									0.00														
Capital Outlays		447,921.24		447,921.24	447,921.24				447,921.24														
CY 2010 - R.A. No. 9970																							
Personnel Services									0.00														
Maintenance & Other Operating Expenses									0.00														
Capital Outlays									0.00														
CY 2011 - R.A. No. 10147																							
Personnel Services									0.00														
Maintenance & Other Operating Expenses									0.00														
Capital Outlays									0.00														
CY 2012 - R.A. No. 10155																							
Personnel Services									0.00														
Maintenance & Other Operating Expenses									0.00														
Capital Outlays									0.00														
CY 2013 - R.A. No. 10352																							
Personnel Services									0.00														
Maintenance & Other Operating Expenses									0.00														
Capital Outlays									0.00														
CY 2014 - R.A. No. 10633																							
Personnel Services									0.00														
Maintenance & Other Operating Expenses									0.00														
Capital Outlays									0.00														
CY 2015 - R.A. No. 10651																							
Personnel Services									0.00														
Maintenance & Other Operating Expenses									0.00														
Capital Outlays									0.00														
CY 2016 - R.A. No. 10717																							
Personnel Services		40,055,206.59		40,055,206.59	40,055,206.59				40,055,206.59														
Maintenance & Other Operating Expenses		147,077,674.40		147,077,674.40	147,077,674.40			0.00	147,077,674.40														
Capital Outlays									0.00														
CY 2017 - R.A. No. 10924																							
Personnel Services		0.00		0.00	0.00				0.00														
Maintenance & Other Operating Expenses		94,721,195.47		94,721,195.47	94,721,195.47				94,721,195.47														
Capital Outlays									0.00														
CY 2018 - R.A. No. 10964																							
Personnel Services		169,991,539.49		169,991,539.49	2,446,199.49			0.00	2,446,199.49			2,399,397.99		2,399,397.99								2,399,397.99	
Maintenance & Other Operating Expenses		61,553,192.70		61,553,192.70	61,553,192.70			0.00	61,553,192.70		60,472,601.53	703,596.26		61,176,107.81	60,472,601.53	703,596.26						61,176,107.81	
Capital Outlays		2,000,000.00		2,000,000.00	2,000,000.00				2,000,000.00														
CY 2019 - R.A. No. 11260																							
Personnel Services		142,824,419.43		142,824,419.43	6,436,534.31		0.00		6,436,534.31			6,436,534.31		6,436,534.31								6,436,534.31	
Maintenance & Other Operating Expenses		0.00		0.00	0.00			0.00	0.00														
Capital Outlays		0.00		0.00	0.00				0.00														
CY 2020 - R.A. No. 11260																							
Personnel Services		178,992,684.17		178,992,684.17	178,992,684.17		0.00		178,992,684.17		35,362,684.51	143,599,637.23		178,953,472.19									#####
Maintenance & Other Operating Expenses		0.00		0.00	0.00			0.00	0.00														
Capital Outlays		0.00		0.00	0.00				0.00														
B. SPECIAL PURPOSE FUNDS																							


STATEMENT OF APPROPRIATIONS, ALLOTMENTS, OBLIGATIONS, DISBURSEMENTS AND BALANCES
As of the Quarter Ending June 30, 2021


Department: JUDICIARY
Agency/Operating Unit: SUPREME COURT AND LOWER COURTS
Region/Province/City:
Fund:101

	Current Year Appropriations
	Supplemental Appropriations
x	Co-financing Appropriations

Particulars	UACS CODE	Appropriations			Allotments					Current Year Obligations					Current Year Disbursements					Balances				
		Authorized Appropriation	Adjustments (Transfer to / From Realignment)	Adjusted Appropriations	Allotments Received	Adjustments (Withdrawal, Realignment)	Transfer To	Transfer From	Adjusted Total Allotments	1st Quarter ending March 31	2nd Quarter ending June 30	3rd Quarter ending Sept. 30	4th Quarter ending Dec. 31	Total	1st Quarter ending March 31	2nd Quarter ending June 30	3rd Quarter ending Sept. 30	4th Quarter ending Dec. 31	Total	Unreleased Appropriation	Unobligated Allotment	Unpaid Obligations (15-20) = (23+24)		
																						Due and Demandable	Not Yet Due and Demandable	
1	2	3	4	5=(3+4)	6	7	8	9	10= [(6+(-)7) - 8+9]	11	12	13	14	15= (11+12+13+14)	16	17	18	19	20= (16+17+18+19)	21= (5-10)	22= (10-15)	23	24	
Pension and Gratuity Fund / Retirement Benefits Fund																								
Terminel Leave					19,017,248.48				19,017,248.48															
Retirement Gratuity					1,462,285.21				1,462,285.21															
Others (please specify)																								
Locally Funded Projects																								
Subsidy to Integrated Bar of the Phils. CY 2018				0.00					0.00															
Enterprise Info System Plan (EISP) CY 2017-2018		32,235,350.44		32,235,350.44	32,235,350.44				32,235,350.44															
Const./Repair/Rehab of HOIs																								
C. AUTOMATIC APPROPRIATIONS																								
Retirement and Life Insurance Premium																								
General Administration and Support																								
Operations																								
Others (please specify)																								
TOTAL PRIOR YEAR'S BUDGET/ CONT. APPROPRIATIONS		869,599,183.93		869,599,183.93	585,447,498.44			0.00	585,447,498.44	85,835,186.44	155,130,325.86			248,965,512.30	60,472,601.53	703,806.28			61,176,107.81			187,759,404.48		

Certified Correct:

NVA SILVA
Officer-in-Charge, Accounting Division
Fiscal Management and Budget Office

Certified Correct:

MARIYAN L DE JOYA
SC Chief Judicial Officer, Budget Division
Fiscal Management and Budget Office

Approved By:

Deputy Clerk of Court and Chief
Fiscal Management and Budget Office



STATEMENT OF APPROPRIATIONS, ALLOTMENTS, OBLIGATIONS, DISBURSEMENTS AND BALANCES
As of the Quarter Ending June 30, 2021

Department: JUDICIARY
Agency/Operating Unit: SUPREME COURT AND LOWER COURTS
Organization Code (UACS): 29 001 00 0000
Fund Cluster: 01-REGULAR AGENCY FUND

FAR-1	
x	Current Year Appropriations
	Unreleased Appropriations
	Balance of Appropriations

Particulars	UACS CODE	Appropriations		Allotments		Current Year Obligations							Current Year Disbursements				Balances							
		Authorized	Adjusted	Allotments	Adjusted	Transfer To	Transfer From	Adjusted Total	1st Quarter	2nd Quarter	3rd Quarter	4th Quarter	Total	1st Quarter	2nd Quarter	3rd Quarter	4th Quarter	Total	Unreleased	Unobligated	Unpaid Obligations			
		Appropriation	(Transfer to / From Reassignment)	Received	(Withdrawal, Reassignment)			Allotments	ending March 31	ending June 30	ending Sept. 30	ending Dec. 31		ending March 31	ending June 30	ending Sept. 30	ending Dec. 31		Appropriation	Allocation	(18-20) = (23+24)			
1	2	3	4	5=(3+4)	6	7.00	8.00	9.00	10=(16+(-17) -18)	11	12	13	14	15= (11+12+13+14)	16	17	18	19	20=(16+17+18+19)	21=(5-10)	22=(10-15)	23	24	
Operations																								
a. R.T.C.																								
Personnel Services	10,801,408,000.00	10,801,408,000.00		10,801,408,000.00	10,801,408,000.00		8,719,170,000.00		17,330,675,000.00	5,109,669,183.00	4,534,735,716.00			9,644,402,899.12	5,079,618,422.68	4,551,695,736.87			9,625,414,161.95		12,419,908,816.91		28,889,737.17	
Maintenance & Other Operating Expenses	1,311,938,000.00	1,311,938,000.00		1,311,938,000.00	1,311,938,000.00				1,211,938,000.00	143,399,240.79	496,749,385.45			815,147,666.24	97,738,904.78	500,193,430.73			997,862,835.58		1,183,539,719.21		17,885,430.68	
b. M.T.C.																								
Personnel Services	998,302,000.00	998,302,000.00		998,302,000.00	998,302,000.00		775,000.00		997,077,000.00	201,158,254.70	267,154,569.26			468,312,823.96	108,753,622.92	267,154,569.26			465,906,392.64		768,918,705.21		246,244.51	
Maintenance & Other Operating Expenses	148,325,000.00	148,325,000.00		148,325,000.00	148,325,000.00				148,325,000.00	16,285,095.10	14,713,441.51			32,998,446.70	11,639,637.07	16,399,066.80			30,931,723.67		130,235,094.61		2,056,723.63	
c. M.T.C.C.																								
Personnel Services	1,667,277,000.00	1,667,277,000.00		1,667,277,000.00	1,667,277,000.00		1,665,000.00		1,665,142,000.00	391,166,244.42	511,437,180.85			902,223,425.27	387,750,482.23	511,417,726.80			899,191,120.03		1,567,955,755.58		3,942,276.24	
Maintenance & Other Operating Expenses	307,334,000.00	307,334,000.00		307,334,000.00	307,334,000.00				307,334,000.00	33,122,227.51	29,128,048.34			61,250,275.85	17,556,423.94	36,597,426.99			57,073,649.93		274,181,672.49		4,203,565.92	
d. M.C.T.C.																								
Personnel Services	2,586,642,000.00	2,586,642,000.00		2,586,642,000.00	2,586,642,000.00		2,660,000.00		2,686,782,000.00	518,373,143.88	634,967,243.44			1,153,340,387.32	513,206,111.82	638,488,912.70			1,149,788,024.62		2,072,398,856.14		1,542,362.82	
Maintenance & Other Operating Expenses	435,933,000.00	435,933,000.00		435,933,000.00	435,933,000.00				436,963,000.00	27,314,285.14	27,229,924.94			54,574,190.08	14,585,814.06	33,800,215.25			48,856,910.33		409,618,734.86		4,089,270.75	
e. M.T.C.																								
Personnel Services	2,195,219,000.00	2,195,219,000.00		2,195,219,000.00	2,195,219,000.00		1,510,000.00		2,200,729,000.00	416,677,736.73	505,235,818.86			918,914,417.42	412,324,804.88	506,253,448.83			918,558,263.62		1,796,051,201.24		1,356,193.90	
Maintenance & Other Operating Expenses	338,425,000.00	338,425,000.00		338,425,000.00	338,425,000.00				338,025,000.00	27,078,069.25	20,899,162.10			47,935,232.41	12,694,807.22	30,146,639.15			49,218,036.37		310,945,939.75		6,639,368.04	
f. S.H.C.C.																								
Personnel Services	80,693,000.00	80,693,000.00		80,693,000.00	80,693,000.00		25,000.00		80,718,000.00	5,242,246.85	6,700,514.19			12,383,051.04	6,614,058.36	6,614,058.36			12,333,051.04		21,175,453.15			
Maintenance & Other Operating Expenses	11,205,000.00	11,205,000.00		11,205,000.00	11,205,000.00				11,205,000.00	215,732.83	369,733.34			578,466.20	135,000.00	369,733.34			494,761.20		11,066,247.14		83,725.00	
g. S.H.C.																								
Personnel Services	143,215,000.00	143,215,000.00		143,215,000.00	143,215,000.00		800,000.00		143,415,000.00	31,857,199.82	34,963,256.39			66,820,456.21	31,295,106.52	35,064,689.29			68,619,796.91		111,657,340.48		680.00	
Maintenance & Other Operating Expenses	28,901,000.00	28,901,000.00		28,901,000.00	28,901,000.00				29,901,000.00	1,159,416.61	1,210,186.67			2,300,603.28	741,001.32	1,697,417.06			3,945,719.28		25,260,597.59		11,890.00	
h. O.P.C.																								
Personnel Services	374,641,000.00	374,641,000.00		374,641,000.00	374,641,000.00		600,000.00		374,141,000.00	96,275,865.50	128,919,237.57			227,195,003.07	65,215,000.48	131,411,563.27			229,047,563.55		278,964,146.50		548,627.72	
Maintenance & Other Operating Expenses	79,833,000.00	79,833,000.00		79,833,000.00	79,833,000.00				79,833,000.00	13,034,605.67	14,260,654.78			27,402,260.85	9,616,569.29	14,676,147.05			24,495,110.44		66,798,534.93		2,900,613.41	
i. Adj. of const. questions, appealed & other cases																								
Personnel Services	857,426,000.00	857,426,000.00		857,426,000.00	857,426,000.00		189,784,737.34		857,150,737.34	393,307,234.95	363,100,619.43			683,207,854.37	329,367,234.05	353,100,540.44			683,207,854.37		510,200,746.71			
Maintenance & Other Operating Expenses	364,244,000.00	364,244,000.00		364,244,000.00	364,244,000.00				364,244,000.00	24,220,159.07	19,489,585.24			45,759,750.81	24,220,159.07	19,489,585.24			45,759,750.81		339,753,631.53			
Capital Outlays																								
Capital Outlays	5,403,000.00	5,403,000.00		5,403,000.00	5,403,000.00				5,403,000.00	4,128,894.20	2,240,511.45			6,648,935.69	4,128,894.20				4,128,894.20		1,279,405.60		2,340,341.46	
Panel and Gratuity Fund / Retirement Benefits Fund																								
Terminal Leave																								
Terminal Leave									23,578,451.00	23,578,451.00				23,578,451.00	23,578,451.00				23,578,451.00		318,026.62		1,012,943.72	
Retirement Gratuity									60,845,171.00	70,748,685.00				70,748,685.00	60,508,407.00				70,748,685.00		897,466.00			
Maintenance & Other Operating Expenses																								
Others (please specify)																								
B. SPECIAL PURPOSE FUNDS																								
Miscellaneous Personnel Benefits Fund																								
Personnel Services										0.00														
Maintenance & Other Operating Expenses																								
C. AUTOMATIC APPROPRIATIONS																								
Retirement and Life Insurance Premium																								
General Administration and Support																								
General Administration & Supervision	27,458,000.00	27,458,000.00		27,458,000.00	27,458,000.00				27,458,000.00	9,283,607.00	17,854,969.57			27,153,077.27	9,073,707.42	5,210,011.65			14,291,718.07		18,164,492.30		12,781,358.20	
Suspension of Lower Courts	31,825,000.00	31,825,000.00		31,825,000.00	31,825,000.00				31,825,000.00	7,721,456.13	15,036,963.16			22,758,409.32	7,721,456.13	15,036,963.16			22,758,409.32		24,203,543.37			
Support to Operation																								
JBC	3,583,000.00	3,583,000.00		3,583,000.00	3,583,000.00				3,583,000.00	865,618.89	1,068,123.15			1,679,727.14	505,919.99	1,068,123.15			1,679,727.14		3,077,586.01			
Phin	9,345,000.00	9,345,000.00		9,345,000.00	9,345,000.00				9,345,000.00	1,801,657.88	3,271,427.84			5,183,025.36	1,801,657.88	3,271,427.84			5,183,025.36		7,453,142.32			