

SUMMARY OF APPROPRIATIONS, ALLOTMENTS, OBLIGATIONS, DISBURSEMENTS AND BALANCES BY OBJECT OF EXPENDITURES
As of the Quarter Ending March 31, 2022

Department: JUDICIARY
Agency: PRESIDENTIAL ELECTORAL TRIBUNAL
Organization Code (UACS): 29-002-00-00000
Funding Source Code: 101

X	Current Year Appropriations
	Supplemental Appropriations
	Continuing Appropriations

Program/Activity/Project (P/AP) and Account Title	UACS Code	Appropriations			Allotments				Current Year Obligations					Disbursements				Balances					
		Authorized Appropriation	Adjustments (Transfer to (from) Reassignment)	Adjusted Appropriations	Allotments Received	Adjustments (Allotment)	Transfer To	Transfer From	Adjusted Total Allotments	1st Quarter ending March 31	2nd Quarter ending June 30	3rd Quarter ending Sept. 30	4th Quarter ending Dec. 31	Total	1st Quarter ending March 31	2nd Quarter ending June 30	3rd Quarter ending Sept. 30	4th Quarter ending Dec. 31	Total	Unreleased Appropriations	Unobligated Allotment	Unpaid Obligations (15-20 = (23+24))	
		3	4	5=(3+4)	6	7	8	9	10=6+-(7-8+9)	11	12	13	14	15=(11+12+13+14)	16	17	18	19	20=(16+17+18+19)	21=(5-10)	22=(10-19)	23	24
I. AGENCY SPECIFIC BUDGET																							
Personnel Services																							
Basic Salary - Civilian	50101010	45,071,000.00		45,071,000.00	45,071,000.00				45,071,000.00	11,627,656.88				11,627,656.88	11,415,745.60							33,443,343.12	211,911.28
Salaries and wages - casual																							
Other Compensation																							
Personnel Economic Relief Allowance (PERA)	50102010	1,608,000.00		1,608,000.00	1,608,000.00				1,608,000.00	398,636.39				398,636.39	376,272.77							1,209,363.61	22,363.62
Representation Allowance	50102020	900,000.00		900,000.00	900,000.00				900,000.00	318,750.00				318,750.00	318,750.00							581,250.00	
Transportation Allowance	50102030	900,000.00		900,000.00	900,000.00				900,000.00	318,750.00				318,750.00	318,750.00							581,250.00	
Clothing Allowance	50102040	402,000.00		402,000.00	402,000.00				402,000.00													402,000.00	
Other Bonuses and Allowances:																							
Productivity Enhancement Incentive	50102990	4,091,000.00		4,091,000.00	4,091,000.00				4,091,000.00													4,091,000.00	
Mid Year Bonus	50102140	335,000.00		335,000.00	335,000.00				335,000.00													335,000.00	
Mid Year Bonus	50102140	3,756,000.00		3,756,000.00	3,756,000.00				3,756,000.00													3,756,000.00	
Honoraria	50102100																						
Hazard Pay	50102110																						
Overtime and Night Pay	50102130									81,077.30				81,077.30	81,077.30								
Cash Gift	50102150	335,000.00		335,000.00	335,000.00				335,000.00	5,000.00				5,000.00	5,000.00							(81,077.30)	
Year End Bonus	50102140	3,756,000.00		3,756,000.00	3,756,000.00				3,756,000.00	43,177.00				43,177.00	43,177.00								330,000.00
Personnel Benefit Contributions																							
Pag-ibig Contributions	50103020	81,000.00		81,000.00	81,000.00				81,000.00	17,500.00				17,500.00	16,400.00							63,500.00	1,100.00
Philhealth Contributions	50103030	668,000.00		668,000.00	668,000.00				668,000.00	122,909.17				122,909.17	95,113.19							545,986.83	27,795.98
ECIP - Civilian	50103040	81,000.00		81,000.00	81,000.00				81,000.00	13,900.00				13,900.00	11,800.00							67,100.00	2,100.00
Other Personnel Benefits																							
Terminal Leave Benefits	50104030									1,161,511.95				1,161,511.95	1,161,511.95							(1,161,511.95)	
Other Personnel Benefits	50104990	78,288,000.00		78,288,000.00	78,288,000.00				78,288,000.00	12,400,000.00				12,400,000.00	12,400,000.00							65,888,000.00	
Lump-sum for filling of positions		67,262,000.00		67,262,000.00	67,262,000.00				67,262,000.00	12,400,000.00				12,400,000.00	12,400,000.00							54,862,000.00	
Lump-sum for step-increments - length of service		113,000.00		113,000.00	113,000.00				113,000.00													113,000.00	
Loyalty Pay		60,000.00		60,000.00	60,000.00				60,000.00													60,000.00	
Monetization																							
Service Recognition Incentive																							
Other Personnel Benefits		10,853,000.00		10,853,000.00	10,853,000.00				10,853,000.00														
SUB-TOTAL		136,181,000.00		136,181,000.00	136,181,000.00				136,181,000.00	26,508,868.69				26,508,868.69	26,243,597.81							10,853,000.00	
Maintenance and Operating Expenses																							
Supplies and Materials Expenses																							
Travelling Expenses	50201010																						
Training Expenses	50202010																						
Office Supplies Expenses	50203010	197,000.00		197,000.00	197,000.00				197,000.00	3,200.00				3,200.00	3,200.00								
Fuel, Oil and Lubricants Expenses	50203090	32,000.00		32,000.00	32,000.00				32,000.00													193,800.00	
Utility Expenses																							
Electricity Expenses	50204020	321,000.00		321,000.00	321,000.00				321,000.00													321,000.00	
Communication Expenses																							
Telephone Expenses - Landline	50205020	711,000.00		711,000.00	711,000.00				711,000.00													711,000.00	
Repairs and Maintenance																							
Repairs and Maintenance - Motor Vehicles	50213060	84,000.00		84,000.00	84,000.00				84,000.00													84,000.00	
Taxes, Insurance Premiums and Other Fees																							
Fidelity Bond Premiums	50215020	39,000.00		39,000.00	39,000.00				39,000.00													39,000.00	
Other Maintenance and Operating Expenses																							
Advertising Expenses	50299010																						
Rent Expenses	50299050	716,000.00		716,000.00	716,000.00				716,000.00														716,000.00
Representation Expenses	50299030																						
Transportation and Delivery Expenses	50299040	38,000.00		38,000.00	38,000.00				38,000.00														
Other Professional Services	50211990																						38,000.00
Other Maintenance and Other Operating Expenses	50299990	11,701,000.00		11,701,000.00	11,701,000.00				11,701,000.00	3,414,071.78				3,414,071.78	3,414,071.78							8,286,928.22	
SUB-TOTAL		13,839,000.00		13,839,000.00	13,839,000.00				13,839,000.00	3,417,271.78				3,417,271.78	3,417,271.78							10,421,728.22	


SUMMARY OF APPROPRIATIONS, ALLOTMENTS, OBLIGATIONS, DISBURSEMENTS AND BALANCES BY OBJECT OF EXPENDITURES
As of the Quarter Ending March 31, 2022


FAR No. 1-A

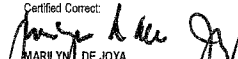
Department: JUDICIARY
Agency: PRESIDENTIAL ELECTORAL TRIBUNAL
Organization Code (UACS): 29-002-00-00000
Funding Source Code: 101


X	Current Year Appropriations
	Supplemental Appropriations
	Continuing Appropriations

Program/Activity/Project P(A/P) and Account Title	UACS Code	Appropriations			Allotments				Current Year Obligations					Disbursements				Balances					
		Authorized Appropriation	Adjustments (Transfer to (from) Reassignment)	Adjusted Appropriations	Allotments Received	Approved (Original) Encumbrance	Transfer To	Transfer From	Adjusted Total Allotments	1st	2nd	3rd	4th	Total	1st	2nd	3rd	4th	Total	Unreleased Appropriations	Unobligated Allotment	Unpaid Obligations (15-20 = (23+24))	
										Quarter ending March 31	Quarter ending June 30	Quarter ending Sept. 30	Quarter ending Dec. 31		15=(11+12+13+14)	Quarter ending March 31	Quarter ending June 30	Quarter ending Sept. 30				Quarter ending Dec. 31	20=(16+17+18+19)
1	2	3	4	5=(3+4)	6	7	8	9	10=6+(7-8+9)	11	12	13	14	15=(11+12+13+14)	16	17	18	19	20=(16+17+18+19)	21=(15-10)	22=(10-15)	23	24
Capital Outlay																							
Transportation Equipment Outlay																							
ICT Equipment Outlay	50604050	2,000,000.00		2,000,000.00	2,000,000.00				2,000,000.00	-				-	-	-	-	-	-		2,000,000.00	-	-
Other Machinery and Equipment Outlay	50604050	1,000,000.00		1,000,000.00	1,000,000.00				1,000,000.00	-				-	-	-	-	-	-		1,000,000.00	-	-
Transportation Equipment Outlay	50604060	3,300,000.00		3,300,000.00	3,300,000.00				3,300,000.00	-				-	-	-	-	-	-		3,300,000.00	-	-
Furniture and Fixtures	50604060	1,000,000.00		1,000,000.00	1,000,000.00				1,000,000.00	-				-	-	-	-	-	-		1,000,000.00	-	-
SUB-TOTAL		7,300,000.00		7,300,000.00	7,300,000.00				7,300,000.00	-				-	-	-	-	-	-		7,300,000.00	-	-
TOTAL AGENCY SPECIFIC BUDGET		157,320,000.00		157,320,000.00	157,320,000.00				157,320,000.00	29,926,140.47				29,926,140.47	29,660,869.59				29,660,869.59		127,393,859.53	265,270.88	
II. AUTOMATIC APPROPRIATION																							
Retirement and Life Insurance Premium (RLIP)	50103010	5,409,000.00		5,409,000.00	5,409,000.00				5,409,000.00	858,667.29				858,667.29	750,482.88				750,482.88		4,550,332.71	108,184.41	
TOTAL AUTOMATIC APPROPRIATION		5,409,000.00		5,409,000.00	5,409,000.00				5,409,000.00	858,667.29				858,667.29	750,482.88				750,482.88		4,550,332.71	108,184.41	
III. SPECIAL PURPOSE FUND																							
Pension and Gratuity Fund																							
Terminal Leave Benefits	50104030				710,056.00				710,056.00	628,446.81				628,446.81	628,446.81				628,446.81	(710,056.00)	81,609.19		
TOTAL SPECIAL PURPOSE FUND					710,056.00				710,056.00	628,446.81				628,446.81	628,446.81				628,446.81	(710,056.00)	81,609.19		
GRAND TOTAL		162,729,000.00		162,729,000.00	163,439,056.00				163,439,056.00	31,413,254.57				31,413,254.57	31,039,799.28				31,039,799.28	(710,056.00)	132,025,801.43	373,455.29	

Prepared by:

MARISOL B. CASTRO
Acting Accounting Clerk
Fiscal Management and Budget Office
Date:

Certified Correct:

IVY B. SILVA
Acting Chief - Accounting Division
Fiscal Management and Budget Office
Date:

Certified Correct:

MARILYN DE JOYA
Acting Assistant Chief Financial Officer
Fiscal Management and Budget Office
Date:


Approved by:

CORAZON G. FERRER-FLORES
Acting Chief Financial Officer
Fiscal Management and Budget Office
Date:


SUMMARY OF APPROPRIATIONS, ALLOTMENTS, OBLIGATIONS, DISBURSEMENTS AND BALANCES BY OBJECT OF EXPENDITURES
As of the Quarter Ending March 31, 2022


Department: JUDICIARY
 Agency: PRESIDENTIAL ELECTORAL TRIBUNAL
 Organization Code (UACS): 29-002-00-00000
 Funding Source Code: 101


	Current Year Appropriations
	Supplemental Appropriations
X	Continuing Appropriations

Program/Activity/Project P/A/P and Account Title	UACS Code	Appropriations			Allotments				Current Year Obligations					Disbursements				Unreleased Appropriations	Unobligated Allotment	Breakdown of Unpaid Obligations				
		Authorized Appropriation	Adjustments (Transfer to (from) Realignment)	Adjusted Appropriations	Allotments Received	Approved Allotment Requested	Transfer To	Transfer From	Adjusted Total Allotments	1st Quarter ending March 31	2nd Quarter ending June 30	3rd Quarter ending September 30	4th Quarter ending December 31	Total	1st Quarter ending March 31	2nd Quarter ending June 30	3rd Quarter ending September 30			4th Quarter ending December 31	Total	Accounts Payable	Obligations Not Yet Due and Demandable	
1	2	3	4	5=(3+4)	6	7	8	9	10=6+(-)7-8+9	11	12	13	14	15=(11+12+13+14)	16	17	18	19	20=(16+17+18+19)	21=(5-10)	22=(10-15)	23	24	
II. PRIOR YEARS' BUDGET/CONTINUING APPROPRIATION																								
F. UNOBLIGATED ALLOTMENT																								
Lump-Sum (Unfilled Positions)	50104990	1,661,480.59		1,661,480.59	1,661,480.59				1,661,480.59															
Special Welfare Assistance	50104990			-					-															
Other Personnel Benefits	50104990			-					-															
PGF: Terminal Leave	50104030	1,102,941.34		1,102,941.34	1,102,941.34				1,102,941.34															
TOTAL PRIOR YEAR'S BUDGET/CONTINUING APPROPRIATION		2,764,421.93	-	2,764,421.93	2,764,421.93	-	-	-	2,764,421.93	-	-	-	-	-	-	-	-	-	-	-	-	-	-	-

Prepared by:

 MARISOL B. CASTRO
 Acting Accounting Clerk
 Fiscal Management and Budget Office
 Date:

Certified Correct:

 MARILYN L. DE JOYA
 Acting Chief - Accounting Division
 Fiscal Management and Budget Office
 Date:

Certified Correct:

 CORAZON G. FERRER-FLORES
 Acting Assistant Chief Financial Officer
 Fiscal Management and Budget Office
 Date:

Approved by:

 CORAZON G. FERRER-FLORES
 Acting Chief Financial Officer
 Fiscal Management and Budget Office
 Date: