



SUMMARY OF APPROPRIATIONS, ALLOTMENTS, OBLIGATIONS, DISBURSEMENTS AND BALANCES BY OBJECT OF EXPENDITURES  
As of the Quarter Ending June 30, 2015

FAR No. 1-A

Agency: JUDICIARY  
Operating Unit: SUPREME COURT OF THE PHILIPPINES  
Organization Code (UAOS): 29 001 00 00000  
Funding Source Code: 101

|   |                             |
|---|-----------------------------|
|   | Current Year Appropriations |
|   | Supplemental Appropriations |
| X | Continuing Appropriations   |

| Particulars   | UAOS CODE      | Appropriations           |   |                         | Allotments          |  |             | Current Year Obligations |                           |                             |                            |                             |                            |                      | Current Year Disbursements  |                            |                             |                            | Balances             |                           |                         |                        |                            |             |  |
|---|----------------|--------------------------|---|-------------------------|---------------------|--|-------------|--------------------------|---------------------------|-----------------------------|----------------------------|-----------------------------|----------------------------|----------------------|-----------------------------|----------------------------|-----------------------------|----------------------------|----------------------|---------------------------|-------------------------|------------------------|----------------------------|-------------|--|
|   |                | Authorized Appropriation | Adjustments (Transfer to / From Reassignment) | Adjusted Appropriations | Allotments Received | Adjustments (Withdrawal, Reassignment) | Transfer To | Transfer From            | Adjusted Total Allotments | 1st Quarter ending March 31 | 2nd Quarter ending June 30 | 3rd Quarter ending Sept. 30 | 4th Quarter ending Dec. 31 | Total                | 1st Quarter ending March 31 | 2nd Quarter ending June 30 | 3rd Quarter ending Sept. 30 | 4th Quarter ending Dec. 31 | Total                | Unreleased Appropriations | Unobligated Allotment   | Dis and Demandable     | Not Yet Due and Demandable |             |  |
| 1   | 2              | 3                        | 4   | 5=(3+4)                 | 6                   | 7                                      | 8           | 9                        | 10=(8+(-7)-6+9)           | 11                          | 12                         | 13                          | 14                         | 15=(11+12+13+14)     | 16                          | 17                         | 18                          | 19                         | 20=(16+17+18+19)     | 21=(5-10)                 | 22=(10-18)              | 23                     | 24                         |             |  |
| <b>SUMMARY</b>  |                |                          |   |                         |                     |  |             |                          |                           |                             |                            |                             |                            |                      |                             |                            |                             |                            |                      |                           |                         |                        |                            |             |  |
| <b>A. AGENCY SPECIFIC BUDGET</b>                          |                |                          |   |                         |                     |  |             |                          |                           |                             |                            |                             |                            |                      |                             |                            |                             |                            |                      |                           |                         |                        |                            |             |  |
| <b>Personnel Services</b>                                 |                |                          |   |                         |                     |  |             |                          |                           |                             |                            |                             |                            |                      |                             |                            |                             |                            |                      |                           |                         |                        |                            |             |  |
| 60100000  |                |                          |   |                         |                     |  |             |                          |                           |                             |                            |                             |                            |                      |                             |                            |                             |                            |                      |                           |                         |                        |                            |             |  |
| Salaries and Wages - Regular                              | 60101010       | 200,457,887.06           |   | 200,457,887.06          |                     |  |             |                          |                           |                             |                            |                             |                            | 0.00                 |                             |                            |                             |                            |                      | 0.00                      | 200,457,887.06          | 0.00                   |                            |             |  |
| Personal Economic Relief Allowance (PERA)                 | 60102010       | 80,995.35                |   | 80,995.35               |                     |  |             |                          |                           |                             |                            |                             |                            | 0.00                 |                             |                            |                             |                            |                      | 0.00                      | 80,995.35               | 0.00                   |                            |             |  |
| Representation Allowance (RA)                             | 60102020       | 60,300.00                |   | 60,300.00               |                     |  |             |                          |                           |                             |                            |                             |                            | 0.00                 |                             |                            |                             |                            |                      | 0.00                      | 60,300.00               | 0.00                   |                            |             |  |
| Transportation Allowance (TA)                             | 60102030       | 60,300.00                |   | 60,300.00               |                     |  |             |                          |                           |                             |                            |                             |                            | 0.00                 |                             |                            |                             |                            |                      | 0.00                      | 60,300.00               | 0.00                   |                            |             |  |
| Clothing/Uniform Allowance                                | 60102040       | 20,000.00                |   | 20,000.00               |                     |  |             |                          |                           |                             |                            |                             |                            | 0.00                 |                             |                            |                             |                            |                      | 0.00                      | 20,000.00               | 0.00                   |                            |             |  |
| Productivity Incentive Allowance                          | 60102050       | 3,650.90                 |   | 3,650.90                |                     |  |             |                          |                           |                             |                            |                             |                            | 0.00                 |                             |                            |                             |                            |                      | 0.00                      | 3,650.90                | 0.00                   |                            |             |  |
| Longevity Pay   | 60102120       | 98,378.03                |   | 98,378.03               |                     |  |             |                          |                           |                             |                            |                             |                            | 0.00                 |                             |                            |                             |                            |                      | 0.00                      | 98,378.03               | 0.00                   |                            |             |  |
| Year End Bonus  | 60102140       | 89,000.00                |   | 89,000.00               |                     |  |             |                          |                           |                             |                            |                             |                            | 0.00                 |                             |                            |                             |                            |                      | 0.00                      | 89,000.00               | 0.00                   |                            |             |  |
| Life and Retirement Insurance Contribution                | 60103010       | 105,548.98               |   | 105,548.98              |                     |  |             |                          | 0.00                      |                             |                            |                             |                            | 0.00                 |                             |                            |                             |                            |                      | 0.00                      | 105,548.98              | 0.00                   |                            |             |  |
| PAG-IBIG Contributions                                    | 60103020       | 8,500.00                 |   | 8,500.00                |                     |  |             |                          | 0.00                      |                             |                            |                             |                            | 0.00                 |                             |                            |                             |                            |                      | 0.00                      | 8,500.00                | 0.00                   |                            |             |  |
| PRE-HEALTH Contributions                                  | 60103030       | 3,225.00                 |   | 3,225.00                |                     |  |             |                          | 0.00                      |                             |                            |                             |                            | 0.00                 |                             |                            |                             |                            |                      | 0.00                      | 3,225.00                | 0.00                   |                            |             |  |
| Employees Compensation Insurance Premiums                 | 60103040       | 1,235.42                 |   | 1,235.42                |                     |  |             |                          | 0.00                      |                             |                            |                             |                            | 0.00                 |                             |                            |                             |                            |                      | 0.00                      | 1,235.42                | 0.00                   |                            |             |  |
| Pension Benefits  | 60104010       | 2,800,500.00             |   | 2,800,500.00            |                     |  |             |                          | 0.00                      |                             |                            |                             |                            | 0.00                 |                             |                            |                             |                            |                      | 0.00                      | 2,800,500.00            | 0.00                   |                            |             |  |
| Other Personal Benefits                                   | 60104990       |                          |   | 0.00                    | 0.00                |  |             |                          | 0.00                      | 2,800,500.00                |                            |                             |                            |                      | 2,800,500.00                | 2,800,500.00               |                             |                            |                      | 0.00                      | (2,800,500.00)          |                        |                            |             |  |
| <b>TOTAL</b>  |                | <b>263,387,221.42</b>    | <b>0.00</b>                                   | <b>263,387,221.42</b>   | <b>0.00</b>         | <b>0.00</b>                            | <b>0.00</b> | <b>0.00</b>              | <b>0.00</b>               | <b>2,800,500.00</b>         | <b>0.00</b>                | <b>0.00</b>                 | <b>0.00</b>                | <b>0.00</b>          | <b>2,800,500.00</b>         | <b>2,800,500.00</b>        | <b>0.00</b>                 | <b>0.00</b>                | <b>0.00</b>          | <b>2,800,500.00</b>       | <b>263,327,221.42</b>   | <b>(2,800,500.00)</b>  | <b>0.00</b>                | <b>0.00</b> |  |
| <b>Maintenance &amp; Other Operating Expenses</b>         |                |                          |   |                         |                     |  |             |                          |                           |                             |                            |                             |                            |                      |                             |                            |                             |                            |                      |                           |                         |                        |                            |             |  |
| <b>Traveling Expenses-Local</b>                           |                |                          |   |                         |                     |  |             |                          |                           |                             |                            |                             |                            |                      |                             |                            |                             |                            |                      |                           |                         |                        |                            |             |  |
| 60201010  | 420,108,864.41 |                          | 420,108,864.41                                |                         |                     |  |             |                          |                           | 2,928,445.99                | 3,573,304.53               |                             |                            | 4,515,648.54         | 11,067,368.96               | 2,833,147.20               | 2,756,064.23                |                            | 4,515,648.54         | 10,104,859.97             | 420,108,864.41          | (11,067,368.96)        | 987,536.99                 |             |  |
| 60202010  | 26,173,801.58  |                          | 26,173,801.58                                 |                         |                     |  |             |                          |                           |                             |                            |                             |                            | 0.00                 | 26,173,801.58               | 0.00                       |                             |                            | 0.00                 | 26,173,801.58             | 0.00                    |                        |                            |             |  |
| 60202020  | 1,804,988.86   |                          | 1,804,988.86                                  |                         |                     |  |             |                          |                           |                             |                            |                             |                            | 0.00                 | 1,804,988.86                | 0.00                       |                             |                            | 0.00                 | 1,804,988.86              | 0.00                    |                        |                            |             |  |
| 60206010  | 431,835.92     |                          | 431,835.92                                    |                         |                     |  |             |                          |                           |                             |                            |                             |                            | 0.00                 | 431,835.92                  | 0.00                       |                             |                            | 0.00                 | 431,835.92                | 0.00                    |                        |                            |             |  |
| 60299010  | 168,000.00     |                          | 168,000.00                                    |                         |                     |  |             |                          |                           |                             |                            |                             |                            | 0.00                 | 168,000.00                  | 0.00                       |                             |                            | 0.00                 | 168,000.00                | (26,880.00)             | 26,880.00              |                            |             |  |
| 60299080  | 15,000,000.00  |                          | 15,000,000.00                                 |                         |                     |  |             |                          |                           |                             |                            |                             |                            | 0.00                 | 15,000,000.00               | 0.00                       |                             |                            | 0.00                 | 15,000,000.00             | 0.00                    |                        |                            |             |  |
| 60299040  | 0.00           |                          | 0.00  |                         |                     |  |             |                          |                           |                             |                            |                             |                            | 0.00                 | 0.00                        | 0.00                       |                             |                            | 0.00                 | 0.00                      | 0.00                    | 0.00                   |                            |             |  |
| 60210000  | 4,058,214.48   |                          | 4,058,214.48                                  |                         |                     |  |             |                          |                           |                             |                            |                             |                            | 0.00                 | 4,058,214.48                | 0.00                       |                             |                            | 0.00                 | 4,058,214.48              | 0.00                    |                        |                            |             |  |
| 60213040  | 812,012,183.01 |                          | 812,012,183.01                                |                         |                     |  |             |                          |                           | 474,717.49                  | 345,301.33                 |                             |                            | 820,018.82           | 0.00                        | 754,005.33                 |                             |                            | 754,005.33           | 812,012,183.01            | (820,018.82)            | 86,013.49              |                            |             |  |
| 60213060  | 88,000.00      |                          | 88,000.00                                     |                         |                     |  |             |                          |                           |                             |                            |                             |                            | 0.00                 | 88,000.00                   | 0.00                       |                             |                            | 0.00                 | 88,000.00                 | 0.00                    |                        |                            |             |  |
| 60210050  | 38,130.90      |                          | 38,130.90                                     |                         |                     |  |             |                          |                           |                             |                            |                             |                            | 0.00                 | 38,130.90                   | 0.00                       |                             |                            | 0.00                 | 38,130.90                 | 0.00                    |                        |                            |             |  |
| 60218020  | 71,000.00      |                          | 71,000.00                                     |                         |                     |  |             |                          |                           |                             |                            |                             |                            | 0.00                 | 71,000.00                   | 0.00                       |                             |                            | 0.00                 | 71,000.00                 | 0.00                    |                        |                            |             |  |
| 60299990  | 1,707,550.74   |                          | 1,707,550.74                                  |                         |                     |  |             |                          |                           |                             |                            |                             |                            | 0.00                 | 1,707,550.74                | 0.00                       |                             |                            | 0.00                 | 1,707,550.74              | 0.00                    |                        |                            |             |  |
| <b>TOTAL</b>  |                | <b>1,081,419,327.88</b>  | <b>0.00</b>                                   | <b>1,081,419,327.88</b> | <b>0.00</b>         | <b>0.00</b>                            | <b>0.00</b> | <b>0.00</b>              | <b>0.00</b>               | <b>3,473,163.08</b>         | <b>3,918,605.86</b>        | <b>0.00</b>                 | <b>0.00</b>                | <b>4,542,578.54</b>  | <b>11,874,287.48</b>        | <b>2,833,147.20</b>        | <b>3,510,969.56</b>         | <b>0.00</b>                | <b>4,515,648.54</b>  | <b>10,858,863.30</b>      | <b>1,081,419,327.88</b> | <b>(11,874,287.48)</b> | <b>1,075,432.18</b>        | <b>0.00</b> |  |
| <b>Capital outlays (Property, Plant and Equipment)</b>    |                |                          |   |                         |                     |  |             |                          |                           |                             |                            |                             |                            |                      |                             |                            |                             |                            |                      |                           |                         |                        |                            |             |  |
| <b>Buildings</b>  |                |                          |   |                         |                     |  |             |                          |                           |                             |                            |                             |                            |                      |                             |                            |                             |                            |                      |                           |                         |                        |                            |             |  |
| 606040000   | 1,000,000.00   |                          | 1,000,000.00                                  |                         |                     |  |             |                          |                           |                             |                            |                             |                            | 0.00                 | 1,000,000.00                | 0.00                       |                             |                            | 0.00                 | 1,000,000.00              | 0.00                    |                        |                            |             |  |
| <b>Office Equipment</b>                                   |                |                          |   |                         |                     |  |             |                          |                           |                             |                            |                             |                            |                      |                             |                            |                             |                            |                      |                           |                         |                        |                            |             |  |
| 10606020  | 7,780,000.00   |                          | 7,780,000.00                                  |                         |                     |  |             |                          |                           |                             |                            |                             |                            | 40,000.00            | 40,000.00                   | 0.00                       |                             |                            | 0.00                 | 7,780,000.00              | 0.00                    |                        | 46,000.00                  |             |  |
| <b>Information and Communication Technology Equipment</b> |                |                          |   |                         |                     |  |             |                          |                           |                             |                            |                             |                            |                      |                             |                            |                             |                            |                      |                           |                         |                        |                            |             |  |
| 6060408003  | 17,392,786.24  |                          | 17,392,786.24                                 |                         |                     |  |             |                          |                           |                             |                            |                             |                            | 85,000.00            | 12,752,450.00               | 12,847,450.00              |                             |                            | 12,045,785.82        | 17,392,786.24             | 0.00                    |                        | 46,000.00                  |             |  |
| <b>Machinery and Equipment Outlay</b>                     |                |                          |   |                         |                     |  |             |                          |                           |                             |                            |                             |                            |                      |                             |                            |                             |                            |                      |                           |                         |                        |                            |             |  |
| 6060408002  |                |                          |   |                         |                     |  |             |                          |                           |                             |                            |                             |                            | 0.00                 | 0.00                        | 0.00                       |                             |                            | 0.00                 | 0.00                      | 0.00                    | 0.00                   | 0.00                       | 0.00        |  |
| <b>TOTAL</b>  |                | <b>26,172,786.24</b>     | <b>0.00</b>                                   | <b>26,172,786.24</b>    | <b>0.00</b>         | <b>0.00</b>                            | <b>0.00</b> | <b>0.00</b>              | <b>0.00</b>               | <b>0.00</b>                 | <b>0.00</b>                | <b>0.00</b>                 | <b>0.00</b>                | <b>85,000.00</b>     | <b>12,891,450.00</b>        | <b>12,891,450.00</b>       | <b>0.00</b>                 | <b>0.00</b>                | <b>12,045,785.82</b> | <b>26,172,786.24</b>      | <b>0.00</b>             | <b>46,000.00</b>       | <b>0.00</b>                | <b>0.00</b> |  |
| <b>B. AUTOMATIC APPROPRIATIONS</b>                        |                |                          |   |                         |                     |  |             |                          |                           |                             |                            |                             |                            |                      |                             |                            |                             |                            |                      |                           |                         |                        |                            |             |  |
| <b>Personnel Services</b>                                 |                |                          |   |                         |                     |  |             |                          |                           |                             |                            |                             |                            |                      |                             |                            |                             |                            |                      |                           |                         |                        |                            |             |  |
| <b>TOTAL</b>  |                | <b>0.00</b>              | <b>0.00</b>                                   | <b>0.00</b>             | <b>0.00</b>         | <b>0.00</b>                            | <b>0.00</b> | <b>0.00</b>              | <b>0.00</b>               | <b>0.00</b>                 | <b>0.00</b>                | <b>0.00</b>                 | <b>0.00</b>                | <b>0.00</b>          | <b>0.00</b>                 | <b>0.00</b>                | <b>0.00</b>                 | <b>0.00</b>                | <b>0.00</b>          | <b>0.00</b>               | <b>0.00</b>             | <b>0.00</b>            | <b>0.00</b>                | <b>0.00</b> |  |
| <b>C. SPECIAL PURPOSE FUNDS</b>                           |                |                          |   |                         |                     |  |             |                          |                           |                             |                            |                             |                            |                      |                             |                            |                             |                            |                      |                           |                         |                        |                            |             |  |
| <b>Pension and Gratuity Fund</b>                          |                |                          |   |                         |                     |  |             |                          |                           |                             |                            |                             |                            |                      |                             |                            |                             |                            |                      |                           |                         |                        |                            |             |  |
| <b>Retirement Gratuity</b>                                |                |                          |   |                         |                     |  |             |                          |                           |                             |                            |                             |                            |                      |                             |                            |                             |                            |                      |                           |                         |                        |                            |             |  |
| 60104020  |                |                          | 0.00  |                         |                     |  |             |                          |                           | 0.00                        |                            |                             |                            | 0.00                 | 0.00                        | 0.00                       |                             |                            | 0.00                 | 0.00                      | 0.00                    | 0.00                   | 0.00                       | 0.00        |  |
| <b>Terminal Leave Benefits</b>                            |                |                          |   |                         |                     |  |             |                          |                           |                             |                            |                             |                            |                      |                             |                            |                             |                            |                      |                           |                         |                        |                            |             |  |
| 60104030  |                |                          | 0.00  |                         |                     |  |             |                          |                           | 0.00                        |                            |                             |                            | 0.00                 | 0.00                        | 0.00                       |                             |                            | 0.00                 | 0.00                      | 0.00                    | 0.00                   | 0.00                       | 0.00        |  |
| <b>TOTAL</b>  |                | <b>0.00</b>              | <b>0.00</b>                                   | <b>0.00</b>             | <b>0.00</b>         | <b>0.00</b>                            | <b>0.00</b> | <b>0.00</b>              | <b>0.00</b>               | <b>0.00</b>                 | <b>0.00</b>                | <b>0.00</b>                 | <b>0.00</b>                | <b>0.00</b>          | <b>0.00</b>                 | <b>0.00</b>                | <b>0.00</b>                 | <b>0.00</b>                | <b>0.00</b>          | <b>0.00</b>               | <b>0.00</b>             | <b>0.00</b>            | <b>0.00</b>                | <b>0.00</b> |  |
| <b>PROJECTS:</b>  |                |                          |   |                         |                     |  |             |                          |                           |                             |                            |                             |                            |                      |                             |                            |                             |                            |                      |                           |                         |                        |                            |             |  |
| <b>Locality-Funded Project(s)</b>                         |                |                          |   |                         |                     |  |             |                          |                           |                             |                            |                             |                            |                      |                             |                            |                             |                            |                      |                           |                         |                        |                            |             |  |
| <b>Subsidy to the Integrated Bar of the Philippines</b>   |                |                          |   |                         |                     |  |             |                          |                           |                             |                            |                             |                            |                      |                             |                            |                             |                            |                      |                           |                         |                        |                            |             |  |
|   |                | 10,729,075.11            |   | 10,729,075.11           |                     |  |             |                          |                           | 0.00                        |                            |                             |                            | 0.00                 | 0.00                        | 0.00                       |                             |                            | 0.00                 | 10,729,075.11             | 0.00                    |                        | 0.00                       |             |  |
| <b>Enterprise Info. Systems Plan (EISP)</b>               |                |                          |   |                         |                     |  |             |                          |                           |                             |                            |                             |                            |                      |                             |                            |                             |                            |                      |                           |                         |                        |                            |             |  |
|   |                | 549,364,453.30           |   | 549,364,453.30          |                     |  |             |                          |                           | 0.00                        | 4,150,880.00               |                             |                            | 4,150,880.00         | 0.00                        | 0.00                       |                             |                            | 0.00                 | 549,364,453.30            | 0.00                    |                        | 4,150,880.00               |             |  |
| <b>Const./Repair/Rehab. of HO's</b>                       |                |                          |   |                         |                     |  |             |                          |                           |                             |                            |                             |                            |                      |                             |                            |                             |                            |                      |                           |                         |                        |                            |             |  |
|   |                |                          |   | 0.00                    |                     |  |             |                          |                           | 0.00                        |                            |                             |                            | 0.00                 | 0.00                        | 0.00                       |                             |                            | 0.00                 | 0.00                      | 0.00                    | 0.00                   | 0.00                       | 0.00        |  |
| <b>TOTAL</b>  |                | <b>560,093,528.41</b>    | <b>0.00</b>                                   | <b>560,093,528.41</b>   | <b>0.00</b>         | <b>0.00</b>                            | <b>0.00</b> | <b>0.00</b>              | <b>0.00</b>               | <b>0.00</b>                 | <b>4,150,880.00</b>        | <b>0.00</b>                 | <b>0.00</b>                | <b>4,150,880.00</b>  | <b>0.00</b>                 | <b>0.00</b>                | <b>0.00</b>                 | <b>0.00</b>                | <b>0.00</b>          | <b>560,093,528.41</b>     | <b>0.00</b>             | <b>4,150,880.00</b>    | <b>0.00</b>                | <b>0.00</b> |  |
| <b>GRAND TOTAL</b>  |                | <b>1,871,284,184.05</b>  | <b>0.00</b>                                   | <b>1,871,284,184.05</b> | <b>0.00</b>         | <b>0.00</b>                            | <b>0.00</b> | <b>0.00</b>              | <b>0.00</b>               | <b>8,073,663.08</b>         | <b>8,089,485.86</b>        | <b>95,000.00</b>            | <b>17,343,978.54</b>       | <b>31,982,127.48</b> | <b>5,433,647.20</b>         | <b>3,510,969.56</b>        | <b>0.00</b>                 | <b>16,561,414.16</b>       | <b>25,905,130.82</b> | <b>1,871,284,184.05</b>   | <b>(18,889,077.48)</b>  | <b>6,075,996.38</b>    | <b>0.00</b>                | <b>0.00</b> |  |

Prepared by:  
*[Signature]*  
B. SILVA  
Accountant II

Certified Correct:  
*[Signature]*  
LILIANNE E. ULGADO  
Chief Accountant  
Fiscal Management and Budget Office

Certified Correct:  
*[Signature]*  
RUBY C. ESTEBAN-GARCIA  
Assistant Chief of Office and OIC Budget Division  
Fiscal Management and Budget Office

Approved By:  
*[Signature]*  
CORAZON G. FERRER-FLORES  
Deputy Clerk of Court and Chief  
Fiscal Management and Budget Office</



SUMMARY OF APPROPRIATIONS, ALLOTMENTS, OBLIGATIONS, DISBURSEMENTS AND BALANCES BY OBJECT OF EXPENDITURES As of the Quarter Ending June 30, 2015

FAR No. 1-A


Agency: JUDICIARY
Operating Unit: SUPREME COURT OF THE PHILIPPINES
Organization Code (UAUCS): 29 001 00 0000
Funding Source Code: 101

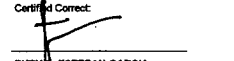
Table with 2 columns: X (Current Year Appropriations), Y (Supplemental Appropriations), Z (Continuing Appropriations)


Main data table with columns: Particulars, UAUC CODE, Appropriations, Allotments, Current Year Obligations (1st-4th quarters), Total, Current Year Disbursements (1st-4th quarters), Total, Unreleased Appropriations, Unobligated Amount, Unpaid Obligations (15-20), Due and Demandable, Not Yet Due and Demandable.

| Particulars  | UACS CODE  | Appropriations           |  |                          | Allotments               |                                       |                      | Current Year Obligations |                           |                             |                            |                             | Current Year Disbursements |                         |                             |                            | Balances                    |                            |                         |                           |                         |                                   |                       |
|--|------------|--------------------------|--|--------------------------|--------------------------|---------------------------------------|----------------------|--------------------------|---------------------------|-----------------------------|----------------------------|-----------------------------|----------------------------|-------------------------|-----------------------------|----------------------------|-----------------------------|----------------------------|-------------------------|---------------------------|-------------------------|-----------------------------------|-----------------------|
|  |            | Authorized Appropriation | Adjustments (Transfer to / From Realignment) | Adjusted Appropriations  | Allotments Received      | Adjustments (Withdrawal, Realignment) | Transfer To          | Transfer From            | Adjusted Total Allotments | 1st Quarter ending March 31 | 2nd Quarter ending June 30 | 3rd Quarter ending Sept. 30 | 4th Quarter ending Dec. 31 | Total                   | 1st Quarter ending March 31 | 2nd Quarter ending June 30 | 3rd Quarter ending Sept. 30 | 4th Quarter ending Dec. 31 | Total                   | Unreleased Appropriations | Unobligated Allotment   | Unpaid Obligations(15-20)+(23+24) |                       |
| 1  | 2          | 3                        | 4  | 5=(3+4)                  | 6                        | 7                                     | 8                    | 9                        | 10=(8+(-7)-9)             | 11                          | 12                         | 13                          | 14                         | 15=(11+12+13+14)        | 16                          | 17                         | 18                          | 19                         | 20=(16+17+18+19)        | 21=(5-10)                 | 22=(10-18)              | 23                                | 24                    |
| <b>Capital outlays (Property, Plant and Equipment)</b> |            |                          |  |                          |                          |                                       |                      |                          |                           |                             |                            |                             |                            |                         |                             |                            |                             |                            |                         |                           |                         |                                   |                       |
| Land & Land Improvements Outlay                        | 6090402000 | 128,788,000.00           |  | 128,788,000.00           | 128,788,000.00           |                                       |                      |                          | 128,788,000.00            |                             |                            | 128,678,000.00              |                            | 128,678,000.00          |                             |                            |                             | 128,678,000.00             | 128,678,000.00          |                           |                         | 110,000.00                        |                       |
| Buildings and Other Structure Outlay                   | 6090404000 | 30,000,000.00            |  | 30,000,000.00            | 30,000,000.00            |                                       |                      |                          | 30,000,000.00             |                             |                            |                             |                            |                         |                             |                            |                             |                            |                         |                           |                         |                                   |                       |
| Machinery and Equipment Outlay                         | 6090405000 | 1,000,000.00             |  | 1,000,000.00             | 1,000,000.00             |                                       | 720,176.00           |                          | 1,720,176.00              | 253,372.00                  | 357,494.00                 | 778,005.20                  | 890,524.00                 | 2,290,395.20            |                             |                            |                             |                            |                         |                           |                         | 2,280,395.20                      |                       |
| Transportation Equipment Outlay                        | 6090406000 | 2,125,000.00             |  | 2,125,000.00             | 2,125,000.00             |                                       | 28,979,374.81        |                          | 31,104,374.81             | 253,372.00                  |                            | 2,314,000.00                | 16,702,280.00              | 19,219,280.00           |                             |                            | 6,685,828.88                |                            |                         |                           |                         | 19,219,280.00                     |                       |
| <b>TOTAL</b>   |            | <b>151,913,000.00</b>    |  | <b>151,913,000.00</b>    | <b>151,913,000.00</b>    |                                       | <b>29,699,550.81</b> |                          | <b>181,612,550.81</b>     | <b>253,372.00</b>           | <b>357,494.00</b>          | <b>131,871,005.20</b>       | <b>17,592,804.00</b>       | <b>150,174,675.20</b>   |                             |                            | <b>6,685,828.88</b>         | <b>128,678,000.00</b>      | <b>135,363,828.88</b>   |                           | <b>110,000.00</b>       | <b>21,496,875.20</b>              |                       |
| <b>B. AUTOMATIC APPROPRIATIONS</b>                     |            |                          |  |                          |                          |                                       |                      |                          |                           |                             |                            |                             |                            |                         |                             |                            |                             |                            |                         |                           |                         |                                   |                       |
| Personnel Services                                     |            |                          |  |                          |                          |                                       |                      |                          |                           |                             |                            |                             |                            |                         |                             |                            |                             |                            |                         |                           |                         |                                   |                       |
| <b>TOTAL</b>   |            |                          |  |                          |                          |                                       |                      |                          |                           |                             |                            |                             |                            |                         |                             |                            |                             |                            |                         |                           |                         |                                   |                       |
| <b>C. SPECIAL PURPOSE FUNDS</b>                        |            |                          |  |                          |                          |                                       |                      |                          |                           |                             |                            |                             |                            |                         |                             |                            |                             |                            |                         |                           |                         |                                   |                       |
| Pension and Gratuity Fund                              |            |                          |  |                          |                          |                                       |                      |                          |                           |                             |                            |                             |                            |                         |                             |                            |                             |                            |                         |                           |                         |                                   |                       |
| Retirement Gratuity                                    | 60104020   |                          |  |                          | 543,589,067.35           |                                       |                      |                          | 543,589,067.35            | 98,278,935.00               | 90,358,110.00              | 158,047,213.73              | 198,868,888.88             | 543,533,147.61          | 98,278,935.00               | 90,358,110.00              | 151,895,181.73              |                            | 340,332,226.73          | (543,589,067.35)          | 35,819.74               | 203,220,920.86                    |                       |
| Terminal Leave Benefits                                | 60104030   |                          |  |                          | 408,732,323.95           |                                       |                      |                          | 408,732,323.95            | 71,319,962.90               | 91,789,414.38              | 102,655,817.47              | 124,266,867.20             | 390,272,061.95          | 98,533,326.12               | 101,879,228.03             | 92,889,139.45               |                            | 251,311,677.60          | (408,732,323.95)          | 16,490,533.70           | 138,993,414.35                    |                       |
| <b>TOTAL</b>   |            |                          |  |                          | <b>952,321,391.30</b>    |                                       |                      |                          | <b>952,321,391.30</b>     | <b>169,598,897.90</b>       | <b>182,147,524.38</b>      | <b>260,703,031.20</b>       | <b>323,135,756.08</b>      | <b>933,805,209.56</b>   | <b>196,812,261.12</b>       | <b>192,237,338.03</b>      | <b>244,784,321.18</b>       |                            | <b>591,643,904.33</b>   | <b>(408,732,323.95)</b>   | <b>16,490,533.44</b>    | <b>342,191,335.21</b>             |                       |
| <b>PROJECTS:</b>                                       |            |                          |  |                          |                          |                                       |                      |                          |                           |                             |                            |                             |                            |                         |                             |                            |                             |                            |                         |                           |                         |                                   |                       |
| Locally-Funded Project(s)                              |            |                          |  |                          |                          |                                       |                      |                          |                           |                             |                            |                             |                            |                         |                             |                            |                             |                            |                         |                           |                         |                                   |                       |
| Subsidy to the Integrated Bar of the Philippines       |            | 30,000,000.00            |  | 30,000,000.00            | 30,000,000.00            |                                       |                      |                          | 30,000,000.00             |                             |                            |                             |                            |                         |                             |                            |                             |                            |                         |                           |                         | 30,000,000.00                     |                       |
| Enterprise Info. Systems Plan (EISP)                   |            | 890,360,000.00           |  | 890,360,000.00           | 890,360,000.00           |                                       |                      |                          | 890,360,000.00            |                             |                            |                             | 302,100,000.00             |                         |                             |                            |                             |                            |                         |                           |                         | 890,360,000.00                    |                       |
| Const./Repair/Rehab. of HOU's                          |            |                          |  |                          |                          |                                       |                      |                          |                           |                             |                            |                             |                            |                         |                             |                            |                             |                            |                         |                           |                         |                                   |                       |
| <b>TOTAL</b>   |            | <b>920,360,000.00</b>    |  | <b>920,360,000.00</b>    | <b>920,360,000.00</b>    |                                       |                      |                          | <b>920,360,000.00</b>     |                             |                            |                             | <b>302,100,000.00</b>      | <b>302,100,000.00</b>   |                             |                            |                             |                            |                         |                           |                         | <b>920,360,000.00</b>             |                       |
| <b>GRAND TOTAL</b>                                     |            | <b>18,790,781,000.00</b> |  | <b>18,790,781,000.00</b> | <b>20,204,209,146.00</b> |                                       |                      | <b>4,337,875,463.22</b>  | <b>(4,337,875,463.22)</b> | <b>20,204,209,146.00</b>    | <b>3,228,738,862.79</b>    | <b>5,249,733,243.74</b>     | <b>3,860,195,017.83</b>    | <b>6,817,980,187.37</b> | <b>18,354,647,491.73</b>    | <b>3,052,699,385.80</b>    | <b>5,287,884,443.95</b>     | <b>3,684,270,938.38</b>    | <b>5,408,817,725.15</b> | <b>17,451,872,551.28</b>  | <b>(932,889,507.11)</b> | <b>2,222,247,726.70</b>           | <b>815,865,004.15</b> |

Prepared by:  
  
 RUBY D. ESTEBAN-GARCIA  
 Accountant III

Certified Correct:  
  
 LILIANNE E. ULGADO  
 Chief Accountant  
 Fiscal Management and Budget Office

Certified Correct:  
  
 RUBY D. ESTEBAN-GARCIA  
 Assistant Chief of Office and OIC Budget Division  
 Fiscal Management and Budget Office

Approved By:  
  
 CORAZON G. FERRER-FLORES  
 Deputy Clerk of Court and Chief  
 Fiscal Management and Budget Office