



MONTHLY REPORT OF DISBURSEMENTS
For the month of July 2022
(in Pesos)

FAR No. 4


Department : Judiciary
Agency : Supreme Court of the Philippines and the Lower Courts (SCPLC)
Operating Unit : _____
Organization Code (I : 29-001-00-00000)
Funding Source Code (as clustered): 011


PARTICULARS	CURRENT YEAR BUDGET					PRIOR YEAR'S BUDGET											TRUST LIABILITIES				GRAND TOTAL					Remarks		
	PS	MOOE	Fin. Exp.	CO	Total	PRIOR YEAR'S AP's					CURRENT YEAR'S ACCOUNTS PAYABLE						Sub-Total	PS	MOOE	CO	Total	PS	MOOE	Fin. Exp.	CO		Total	
						PS	MOOE	Fin. Exp.	CO	Sub-total	PS	MOOE	Fin. Exp.	CO	Sub-total	TOTAL												
1	2	3	4	5	6=(2+3+4+5)	7	8	9	10	11=(7+8+9+10)	12	13	14	15	16=(12+13+14+15)	17=(11+16)	18=(6+17)	19	20	21	22=(19+20+21)	23	24	25	26	27=(23+24+26)	28	
Notice of Cash Allocation (NCA)																												
MDS Checks Issued	336,827,849.30	41,701,332.26			378,529,181.56	424,223.33				424,223.33					424,223.33	378,953,404.89					337,252,072.63	41,701,332.26				378,953,404.89		
Advice to Debit Accounts	1,316,836,771.48	207,496,901.46			1,524,333,672.94		8,375,522.23			8,375,522.23					8,375,522.23	1,532,709,195.17					1,316,836,771.48	215,872,423.69				1,532,709,195.17		
Tax Remittance Advices Issued (TRA)																												
Supreme Court Proper (SCP)	22,144,111.47	4,732,496.83			26,876,608.10											26,876,608.10					22,144,111.47	4,732,496.83				26,876,608.10		
Lower Courts (LC)	124,589,660.30	276,540.48			124,866,200.78		480,606.42			480,606.42					480,606.42	125,346,807.20					124,589,660.30	757,146.90				125,346,807.20		
Cash Disbursement Ceiling (CDC)																												
Non-Cash Availment Authority (NCAA)																												
TOTAL	1,800,398,392.55	254,207,270.83			2,054,605,663.38	424,223.33	8,856,128.65			9,280,351.98					9,280,351.98	2,063,886,015.36			#		1,800,822,916.88	263,083,399.48				2,063,886,015.36		


SUMMARY:

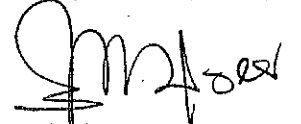
	Previous Report (June)	This month (July)	As of Date
Total Disbursement Authorities Received			
NCA	19,580,074,528.00	3,625,548,000.00	23,105,622,528.00
TRA	1,005,245,862.82	152,223,415.30	1,157,469,277.92
Total Disbursement Authorities Available	20,585,320,390.82	3,877,771,415.30	24,263,091,805.92
Less:Lapsed NCA	(3,451,247.74)		(3,451,247.74)
Disbursements	(20,581,869,142.88)	(2,063,886,015.36)	(22,645,755,158.24)
Balance of Disbursements Authorities as of Date		1,613,885,399.94	1,613,885,399.94

	Previous Report (June)	This month (July)	As of Date
Total Disbursements Program	20,585,320,390.82	3,877,771,415.30	24,263,091,805.92
Lapsed NCA	(3,451,247.74)		(3,451,247.74)
Less: Actual Disbursements	(20,581,869,142.88)	(2,063,886,015.36)	(22,645,755,158.24)
(Over)/Under spending		1,613,885,399.94	1,613,885,399.94

Prepared by: 
NELSON C. MARTIN
Assistant Officer-in-Charge
Accounting Division, FMBO

Certified Correct: 
W. B. SILVA
SC Chief Judicial Staff Officer
Accounting Division, FMBO

Approved by: 
MARILYN I. DE JOYA
Officer-in-Charge
Fiscal Management and Budget Office (FMBO)


DENNIS M. PALAD
Court Attorney VI and Officer-in-Charge
Fiscal Management Information Division
Fiscal Management and Budget Office