

**PRESIDENTIAL ELECTORAL TRIBUNAL
MONTHLY REPORT OF DISBURSEMENTS
For the Month of November 2022**

FAR NO. 4


Agency: JUDICIARY
Operating Unit: PRESIDENTIAL ELECTORAL TRIBUNAL
Organization Code (UACS): 29 002 00 00000
Funding Source Code: 101


PARTICULARS	CURRENT YEAR BUDGET					PRIOR YEAR'S BUDGET											SUB-TOTAL	TRUST LIABILITIES				GRAND TOTAL					REMARKS	
	PS	MOOE	Fin.Exp	CO	TOTAL	PRIOR YEAR'S ACCOUNTS PAYABLE					CURRENT YEAR'S ACCOUNTS PAYABLE							PS	MOOE	CO	TOTAL	PS	MOOE	Fin.Exp	CO	TOTAL		
						PS	MOOE	Fin.Exp	CO	Sub-Total	PS	MOOE	CO	TOTAL	Sub-Total	TOTAL												
1	2	3	4	5	6=(2+3+4+5)	7	8	9	10	11=(7+8+9+10)	12	13	14	15	16=(12+13+14+15)	17=(11+16)	18=(6+17)	19	20	21	22=(19+20+21)	23	24	25	26	27=(23+24+25+26)	28	
Notice of Cash Allocation (NCA)																												
MDS Checks Issued	779,002.75	32,019.88			811,022.63					-					-		811,022.63						779,002.75	32,019.88	-	-	811,022.63	
--- Advice to Debit Account	6,488,364.57	63,750.00			6,552,114.57					-					-		6,552,114.57						6,488,364.57	63,750.00	-	-	6,552,114.57	
Tax Remittance Advices Issued (TRA)	2,955,505.98	2,028.00			2,957,533.98					-					-		2,957,533.98						2,955,505.98	2,028.00	-	-	2,957,533.98	
TOTAL	10,222,873.30	97,797.88			10,320,671.18												10,320,671.18						10,222,873.30	97,797.88			10,320,671.18	

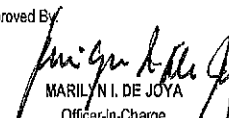
SUMMARY:

Total Disbursement Authorities Received	Previous Report (Oct.)	This month (Nov.)	As of Date
NCA	126,637,697.00	19,904,000.00	146,541,697.00
TRA	6,725,597.96	2,957,533.98	9,683,131.94
Total Disbursements Authorities Available	133,363,294.96	22,861,533.98	156,224,828.94
Less: Lapsed NCA Disbursements	(1,368,696.12)	-	(1,368,696.12)
Balance of Disbursements Authorities as of to date	7,002,868.15	12,540,862.80	19,543,730.95

Total Disbursements Program	Previous Report (Sept.)	This month (Oct.)	As of Date
Total Disbursements Program	133,363,294.96	22,861,533.98	156,224,828.94
Lapsed NCA	(1,368,696.12)	-	(1,368,696.12)
Less: Actual Disbursements (Over)/Under spending	(124,991,730.69)	(10,320,671.18)	(135,312,401.87)
(Over)/Under spending	7,002,868.15	12,540,862.80	19,543,730.95

Prepared By:

MARISOL B. CASTRO
Acting Accounting Clerk

Certified Correct

IVY B. SILVA
Acting Chief - Accounting Division
Fiscal Management and Budget Division

Approved By:

MARILYN I. DE JOYA
Officer-in-Charge
Fiscal Management and Budget Division