

PRESIDENTIAL ELECTORAL TRIBUNAL
MONTHLY REPORT OF DISBURSEMENTS
For the Month of October 2023

FAR NO. 4

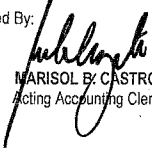
Agency: JUDICIARY
Operating Unit: PRESIDENTIAL ELECTORAL TRIBUNAL
Organization Code (UACS): 29 002 00 00000
Funding Source Code: 101


PARTICULARS	CURRENT YEAR BUDGET					PRIOR YEAR'S BUDGET											SUB-TOTAL	TRUST LIABILITIES				GRAND TOTAL					REMARKS
	PS	MOOE	Fin.Exp	CO	TOTAL	PRIOR YEAR'S ACCOUNTS PAYABLE					CURRENT YEAR'S ACCOUNTS PAYABLE							PS	MOOE	CO	TOTAL	PS	MOOE	Fin.Exp	CO	TOTAL	
						7	8	9	10	11=(7+8+9+10)	12	13	14	15	16=(12+13+14+15)	17=(11+16)											
1	2	3	4	5	6=(2+3+4+5)	7	8	9	10	11=(7+8+9+10)	12	13	14	15	16=(12+13+14+15)	17=(11+16)	18=(6+17)	19	20	21	22=(19+20+21)	23	24	25	26	27=(23+24+25+26)	28
Notice of Cash Allocation (NCA)																											
MDS Checks Issued	941,189.02	10,501.12			951,690.14					-					-	-	951,690.14					941,189.02	10,501.12	-	-	951,690.14	
Advice to Debit Account	4,179,606.65	68,411.29			4,248,017.94					-					-	-	4,248,017.94					4,179,606.65	68,411.29	-	-	4,248,017.94	
Tax Remittance Advices Issued (TRA)	573,326.97	700.07			574,027.04					-					-	-	574,027.04					573,326.97	700.07	-	-	574,027.04	
TOTAL	5,694,122.64	79,612.48			5,773,735.12					-					-	-	5,773,735.12					5,694,122.64	79,612.48	-	-	5,773,735.12	


SUMMARY:

	Previous Report (Sept.)	This month (Oct.)	As of Date
Total Disbursement Authorities Received			
NCA	112,419,123.00	11,046,000.00	123,465,123.00
TRA	4,579,176.77	574,027.04	5,153,203.81
Total Disbursements Authorities Available	116,998,299.77	11,620,027.04	128,618,326.81
Less: Lapsed NCA	(107,874.50)	-	(107,874.50)
Disbursements	(116,890,425.27)	(5,773,735.12)	(122,664,160.39)
Balance of Disbursements Authorities as of to date	0.00	5,846,291.92	5,846,291.92

	Previous Report (Sept.)	This month (Oct.)	As of Date
Total Disbursements Program	116,998,299.77	11,620,027.04	128,618,326.81
Lapsed NCA	(107,874.50)	-	(107,874.50)
Less: Actual Disbursements	(116,890,425.27)	(5,773,735.12)	(122,664,160.39)
(Over)/Under spending	0.00	5,846,291.92	5,846,291.92

Prepared By: 
MARISOL B. CASTRO
Acting Accounting Clerk

Certified Correct: 
IVY B. SILVA
Acting Chief - Accounting Division
Fiscal Management and Budget Division

Approved By: 
MARILYN A. DE JOYA
Acting Chief Financial Officer
Fiscal Management and Budget Division