

SUMMARY OF APPROPRIATIONS, ALLOTMENTS, OBLIGATIONS, DISBURSEMENTS AND BALANCES BY OBJECT OF EXPENDITURES

As at the Quarter Ending March 31, 2024

Department : The Judiciary (JUD)
 Agency/Entity : Presidential Electoral Tribunal
 Operating Unit : < not applicable >
 Organization Code (UACS) : 29 002 000000
 Fund Cluster : 01 - Regular Agency Fund

X Current Year Appropriations
 Supplemental Appropriations
 Continuing Appropriations

[e.g. UACS Fund Cluster: 01-Regular Agency Fund, 02-Foreign Assisted Projects Fund, 03-Special Account-Locally Funded/Domestic Grants Fund, and 04-Special Account-Foreign Assisted/Foreign Grants Fund]

Particulars	UACS CODE	Appropriations			Allotments				Obligations						Disbursements				Balances					
		Authorized Appropriations	Adjustments (Transfer To/From, Modifications/ Augmentations)	Adjusted Appropriations	Allotments Received	Transfer To	Transfer From	Adjusted Allotments	1st Quarter Ending March 31	2nd Quarter Ending June 30	3rd Quarter Ending September 30	4th Quarter Ending December 31	Total	1st Quarter Ending March 31	2nd Quarter Ending June 30	3rd Quarter Ending September 30	4th Quarter Ending December 31	Total	Unreleased Appropriations	Unobligated Allotments	Unpaid Obligations (15-29+30-24)			
		3	4	5	6	7	8	9	10	11	12	13	14	15	16	17	18	19	20	21	22	23	24	
SUMMARY		171,405,000.00	0.00	171,405,000.00	171,405,000.00	0.00	0.00	0.00	171,405,000.00	33,681,888.89	0.00	0.00	0.00	33,681,888.89	33,681,888.89	0.00	0.00	0.00	0.00	33,681,888.89	0.00	137,713,111.11	0.00	691,691.69
A. AGENCY SPECIFIC BUDGET		166,867,000.00	0.00	166,867,000.00	166,867,000.00	0.00	0.00	0.00	166,867,000.00	31,178,390.12	0.00	0.00	0.00	31,178,390.12	30,627,988.63	0.00	0.00	0.00	0.00	30,627,988.63	0.00	134,489,011.37	0.00	369,876.10
Personal Services		144,431,000.00	0.00	144,431,000.00	144,431,000.00	0.00	0.00	0.00	144,431,000.00	30,161,422.00	0.00	0.00	0.00	30,161,422.00	29,822,099.91	0.00	0.00	0.00	0.00	29,822,099.91	0.00	114,269,876.00	0.00	299,332.09
Salaries and Wages		47,817,000.00	0.00	47,817,000.00	47,817,000.00	0.00	0.00	0.00	47,817,000.00	13,158,894.80	0.00	0.00	0.00	13,158,894.80	12,940,580.13	0.00	0.00	0.00	0.00	12,940,580.13	0.00	34,660,105.20	0.00	216,814.67
5610101000		47,817,000.00	0.00	47,817,000.00	47,817,000.00	0.00	0.00	0.00	47,817,000.00	13,158,894.80	0.00	0.00	0.00	13,158,894.80	12,940,580.13	0.00	0.00	0.00	0.00	12,940,580.13	0.00	34,660,105.20	0.00	216,814.67
5610101001		47,817,000.00	0.00	47,817,000.00	47,817,000.00	0.00	0.00	0.00	47,817,000.00	13,158,894.80	0.00	0.00	0.00	13,158,894.80	12,940,580.13	0.00	0.00	0.00	0.00	12,940,580.13	0.00	34,660,105.20	0.00	216,814.67
5610101002		0.00	0.00	0.00	0.00	0.00	0.00	0.00	0.00	0.00	0.00	0.00	0.00	0.00	0.00	0.00	0.00	0.00	0.00	0.00	0.00	0.00	0.00	0.00
5610101003		0.00	0.00	0.00	0.00	0.00	0.00	0.00	0.00	0.00	0.00	0.00	0.00	0.00	0.00	0.00	0.00	0.00	0.00	0.00	0.00	0.00	0.00	0.00
5610101004		0.00	0.00	0.00	0.00	0.00	0.00	0.00	0.00	0.00	0.00	0.00	0.00	0.00	0.00	0.00	0.00	0.00	0.00	0.00	0.00	0.00	0.00	0.00
5610101005		0.00	0.00	0.00	0.00	0.00	0.00	0.00	0.00	0.00	0.00	0.00	0.00	0.00	0.00	0.00	0.00	0.00	0.00	0.00	0.00	0.00	0.00	0.00
5610101006		0.00	0.00	0.00	0.00	0.00	0.00	0.00	0.00	0.00	0.00	0.00	0.00	0.00	0.00	0.00	0.00	0.00	0.00	0.00	0.00	0.00	0.00	0.00
5610101007		0.00	0.00	0.00	0.00	0.00	0.00	0.00	0.00	0.00	0.00	0.00	0.00	0.00	0.00	0.00	0.00	0.00	0.00	0.00	0.00	0.00	0.00	0.00
5610101008		0.00	0.00	0.00	0.00	0.00	0.00	0.00	0.00	0.00	0.00	0.00	0.00	0.00	0.00	0.00	0.00	0.00	0.00	0.00	0.00	0.00	0.00	0.00
5610101009		0.00	0.00	0.00	0.00	0.00	0.00	0.00	0.00	0.00	0.00	0.00	0.00	0.00	0.00	0.00	0.00	0.00	0.00	0.00	0.00	0.00	0.00	0.00
5610101010		0.00	0.00	0.00	0.00	0.00	0.00	0.00	0.00	0.00	0.00	0.00	0.00	0.00	0.00	0.00	0.00	0.00	0.00	0.00	0.00	0.00	0.00	0.00
5610101011		0.00	0.00	0.00	0.00	0.00	0.00	0.00	0.00	0.00	0.00	0.00	0.00	0.00	0.00	0.00	0.00	0.00	0.00	0.00	0.00	0.00	0.00	0.00
5610101012		0.00	0.00	0.00	0.00	0.00	0.00	0.00	0.00	0.00	0.00	0.00	0.00	0.00	0.00	0.00	0.00	0.00	0.00	0.00	0.00	0.00	0.00	0.00
5610101013		0.00	0.00	0.00	0.00	0.00	0.00	0.00	0.00	0.00	0.00	0.00	0.00	0.00	0.00	0.00	0.00	0.00	0.00	0.00	0.00	0.00	0.00	0.00
5610101014		0.00	0.00	0.00	0.00	0.00	0.00	0.00	0.00	0.00	0.00	0.00	0.00	0.00	0.00	0.00	0.00	0.00	0.00	0.00	0.00	0.00	0.00	0.00
5610101015		0.00	0.00	0.00	0.00	0.00	0.00	0.00	0.00	0.00	0.00	0.00	0.00	0.00	0.00	0.00	0.00	0.00	0.00	0.00	0.00	0.00	0.00	0.00
5610101016		0.00	0.00	0.00	0.00	0.00	0.00	0.00	0.00	0.00	0.00	0.00	0.00	0.00	0.00	0.00	0.00	0.00	0.00	0.00	0.00	0.00	0.00	0.00
5610101017		0.00	0.00	0.00	0.00	0.00	0.00	0.00	0.00	0.00	0.00	0.00	0.00	0.00	0.00	0.00	0.00	0.00	0.00	0.00	0.00	0.00	0.00	0.00
5610101018		0.00	0.00	0.00	0.00	0.00	0.00	0.00	0.00	0.00	0.00	0.00	0.00	0.00	0.00	0.00	0.00	0.00	0.00	0.00	0.00	0.00	0.00	0.00
5610101019		0.00	0.00	0.00	0.00	0.00	0.00	0.00	0.00	0.00	0.00	0.00	0.00	0.00	0.00	0.00	0.00	0.00	0.00	0.00	0.00	0.00	0.00	0.00
5610101020		0.00	0.00	0.00	0.00	0.00	0.00	0.00	0.00	0.00	0.00	0.00	0.00	0.00	0.00	0.00	0.00	0.00	0.00	0.00	0.00	0.00	0.00	0.00
5610101021		0.00	0.00	0.00	0.00	0.00	0.00	0.00	0.00	0.00	0.00	0.00	0.00	0.00	0.00	0.00	0.00	0.00	0.00	0.00	0.00	0.00	0.00	0.00
5610101022		0.00	0.00	0.00	0.00	0.00	0.00	0.00	0.00	0.00	0.00	0.00	0.00	0.00	0.00	0.00	0.00	0.00	0.00	0.00	0.00	0.00	0.00	0.00
5610101023		0.00	0.00	0.00	0.00	0.00	0.00	0.00	0.00	0.00	0.00	0.00	0.00	0.00	0.00	0.00	0.00	0.00	0.00	0.00	0.00	0.00	0.00	0.00
5610101024		0.00	0.00	0.00	0.00	0.00	0.00	0.00	0.00	0.00	0.00	0.00	0.00	0.00	0.00	0.00	0.00	0.00	0.00	0.00	0.00	0.00	0.00	0.00
5610101025		0.00	0.00	0.00	0.00	0.00	0.00	0.00	0.00	0.00	0.00	0.00	0.00	0.00	0.00	0.00	0.00	0.00	0.00	0.00	0.00	0.00	0.00	0.00
5610101026		0.00	0.00	0.00	0.00	0.00	0.00	0.00	0.00	0.00	0.00	0.00	0.00	0.00	0.00	0.00	0.00	0.00	0.00	0.00	0.00	0.00	0.00	0.00
5610101027		0.00	0.00	0.00	0.00	0.00	0.00	0.00	0.00	0.00	0.00	0.00	0.00	0.00	0.00	0.00	0.00	0.00	0.00	0.00	0.00	0.00	0.00	0.00
5610101028		0.00	0.00	0.00	0.00	0.00	0.00	0.00	0.00	0.00	0.00	0.00	0.00	0.00	0.00	0.00	0.00	0.00	0.00	0.00	0.00	0.00	0.00	0.00
5610101029		0.00	0.00	0.00	0.00	0.00	0.00	0.00	0.00	0.00	0.00	0.00	0.00	0.00	0.00	0.00	0.00	0.00	0.00	0.00	0.00	0.00	0.00	0.00
5610101030		0.00	0.00	0.00	0.00	0.00	0.00	0.00	0.00	0.00	0.00	0.00	0.00	0.00	0.00	0.00	0.00	0.00	0.00	0.00	0.00	0.00	0.00	0.00
5610101031		0.00	0.00	0.00	0.00	0.00	0.00	0.00	0.00	0.00	0.00	0.00	0.00	0.00	0.00	0.00	0.00	0.00	0.00	0.00	0.00	0.00	0.00	0.00
5610101032		0.00	0.00	0.00	0.00	0.00	0.00	0.00	0.00	0.00	0.00	0.00	0.00	0.00	0.00	0.00	0.00	0.00	0.00	0.00	0.00	0.00	0.00	0.00
5610101033		0.00	0.00	0.00	0.00	0.00	0.00	0.00	0.00	0.00	0.00	0.00	0.00	0.00	0.00	0.00	0.00	0.00	0.00	0.00	0.00	0.00	0.00	0.00
5610101034		0.00	0.00	0.00	0.00	0.00	0.00	0.00	0.00	0.00	0.00	0.00	0.00	0.00	0.00	0.00	0.00	0.00	0.00	0.00	0.00	0.00	0.00	0.00
5610101035		0.00	0.00	0.00	0.00	0.00	0.00	0.00	0.00	0.00	0.00	0.00	0.00	0.00	0.00	0.00	0.00	0.00	0.00	0.00	0.00	0.00	0.00	0.00
5610101036		0.00	0.00	0.00	0.00	0.00	0.00	0.00	0.00	0.00	0.00	0.00	0.00	0.00	0.00	0.00	0.00	0.00	0.00	0.00	0.00	0.00	0.00	0.00
5610101037		0.00	0.00	0.00	0.00	0.00	0.00	0.00	0.00	0.00	0.00	0.00	0.00	0.00	0.00	0.00	0.00	0.00	0.00	0.00	0.00	0.00	0.00	0.00
5610101038		0.00																						


SUMMARY OF APPROPRIATIONS, ALLOTMENTS, OBLIGATIONS, DISBURSEMENTS AND BALANCES BY OBJECT OF EXPENDITURES
As at the Quarter Ending March 31, 2024

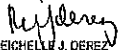
Department : The Judiciary (JUD)
 Agency/Entity : Presidential Electoral Tribunal
 Operating Unit : < not applicable >
 Organization Code (UACS) : 20 002 000000
 Fund Cluster : 01 - Regular Agency Fund


X	Current Year Appropriations
	Supplemental Appropriations
	Continuing Appropriations


(e.g. UACS Fund Cluster: 01-Regular Agency Fund, 02-Foreign Assisted Projects Fund, 03-Special Account-Locally Funded/Domestic Grants Fund, and 04-Special Account-Foreign Assisted/Foreign Grants Fund)

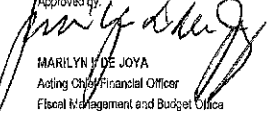
Particulars	UACS CODE	Appropriations			Allotments		Obligations								Disbursements				Balances					
		Authorized Appropriations	Adjustments (Transfer To/From, Modifications/ Augmentations)	Adjusted Appropriations	Allotments Received	Adjustments (Reductions, Modifications/ Augmentations)	Transfer To	Transfer From	Adjusted Allotments	1st Quarter Ending March 31	2nd Quarter Ending June 30	3rd Quarter Ending September 30	4th Quarter Ending December 31	Total	1st Quarter Ending March 31	2nd Quarter Ending June 30	3rd Quarter Ending September 30	4th Quarter Ending December 31	Total	Unreleased Appropriations	Unobligated Allotments	Unpaid Obligations (16-20)-(23+24)		
1	2	3	4	5=(3+4)	6	7	8	9	10=(8+9)	11	12	13	14	15=(11+12+13+14)	16	17	18	19	20=(16+17+18+19)	21=(5-10)	22=(16-15)	23	24	
Taxes, Insurance Premiums and Other Fees		39,000.00	0.00	39,000.00	39,000.00	0.00	0.00	0.00	39,000.00	0.00	0.00	0.00	0.00	0.00	0.00	0.00	0.00	0.00	0.00	0.00	0.00	39,000.00	0.00	0.00
Fidelity Bond Premiums	5021502000	39,000.00	0.00	39,000.00	39,000.00	0.00	0.00	0.00	39,000.00	0.00	0.00	0.00	0.00	0.00	0.00	0.00	0.00	0.00	0.00	0.00	0.00	39,000.00	0.00	0.00
Other Maintenance and Operating Expenses		12,457,000.00	0.00	12,457,000.00	12,457,000.00	0.00	0.00	0.00	12,457,000.00	1,017,638.13	0.00	0.00	0.00	1,017,638.13	965,995.12	0.00	0.00	0.00	965,995.12	0.00	0.00	11,491,004.87	0.00	51,643.01
Transportation and Delivery Expenses	5028904000	40,000.00	0.00	40,000.00	40,000.00	0.00	0.00	0.00	40,000.00	0.00	0.00	0.00	0.00	0.00	0.00	0.00	0.00	0.00	0.00	0.00	0.00	40,000.00	0.00	0.00
Post-Office Expenses	5025905000	716,000.00	0.00	716,000.00	716,000.00	0.00	0.00	0.00	716,000.00	0.00	0.00	0.00	0.00	0.00	0.00	0.00	0.00	0.00	0.00	0.00	0.00	716,000.00	0.00	0.00
Reels - Building and Structures	5029905001	716,000.00	0.00	716,000.00	716,000.00	0.00	0.00	0.00	716,000.00	0.00	0.00	0.00	0.00	0.00	0.00	0.00	0.00	0.00	0.00	0.00	0.00	716,000.00	0.00	0.00
Other Maintenance and Operating Expenses	5029909000	11,701,000.00	0.00	11,701,000.00	11,701,000.00	0.00	0.00	0.00	11,701,000.00	1,017,638.13	0.00	0.00	0.00	1,017,638.13	965,995.12	0.00	0.00	0.00	965,995.12	0.00	0.00	10,685,461.87	0.00	51,643.01
Other Maintenance and Operating Expenses	5025909000	11,701,000.00	0.00	11,701,000.00	11,701,000.00	0.00	0.00	0.00	11,701,000.00	1,017,638.13	0.00	0.00	0.00	1,017,638.13	965,995.12	0.00	0.00	0.00	965,995.12	0.00	0.00	10,685,461.87	0.00	51,643.01
Capital Outlays		7,300,000.00	0.00	7,300,000.00	7,300,000.00	0.00	0.00	0.00	7,300,000.00	0.00	0.00	0.00	0.00	0.00	0.00	0.00	0.00	0.00	0.00	0.00	0.00	7,300,000.00	0.00	0.00
Property, Plant and Equipment Outlay		7,300,000.00	0.00	7,300,000.00	7,300,000.00	0.00	0.00	0.00	7,300,000.00	0.00	0.00	0.00	0.00	0.00	0.00	0.00	0.00	0.00	0.00	0.00	0.00	7,300,000.00	0.00	0.00
Machinery and Equipment Outlay	5060405000	3,000,000.00	0.00	3,000,000.00	3,000,000.00	0.00	0.00	0.00	3,000,000.00	0.00	0.00	0.00	0.00	0.00	0.00	0.00	0.00	0.00	0.00	0.00	0.00	3,000,000.00	0.00	0.00
Information and Communication Technology Equipment	5020405003	2,000,000.00	0.00	2,000,000.00	2,000,000.00	0.00	0.00	0.00	2,000,000.00	0.00	0.00	0.00	0.00	0.00	0.00	0.00	0.00	0.00	0.00	0.00	0.00	2,000,000.00	0.00	0.00
Other Machinery and Equipment	5060405009	1,000,000.00	0.00	1,000,000.00	1,000,000.00	0.00	0.00	0.00	1,000,000.00	0.00	0.00	0.00	0.00	0.00	0.00	0.00	0.00	0.00	0.00	0.00	0.00	1,000,000.00	0.00	0.00
Transportation Equipment Outlay	6060405000	3,300,000.00	0.00	3,300,000.00	3,300,000.00	0.00	0.00	0.00	3,300,000.00	0.00	0.00	0.00	0.00	0.00	0.00	0.00	0.00	0.00	0.00	0.00	0.00	3,300,000.00	0.00	0.00
Motor Vehicles	5060405001	3,300,000.00	0.00	3,300,000.00	3,300,000.00	0.00	0.00	0.00	3,300,000.00	0.00	0.00	0.00	0.00	0.00	0.00	0.00	0.00	0.00	0.00	0.00	0.00	3,300,000.00	0.00	0.00
Furniture, Fixtures and Books Outlay	5060407000	1,000,000.00	0.00	1,000,000.00	1,000,000.00	0.00	0.00	0.00	1,000,000.00	0.00	0.00	0.00	0.00	0.00	0.00	0.00	0.00	0.00	0.00	0.00	0.00	1,000,000.00	0.00	0.00
Furniture and Fixtures	5060407001	1,000,000.00	0.00	1,000,000.00	1,000,000.00	0.00	0.00	0.00	1,000,000.00	0.00	0.00	0.00	0.00	0.00	0.00	0.00	0.00	0.00	0.00	0.00	0.00	1,000,000.00	0.00	0.00
B. AUTOMATIC APPROPRIATIONS		6,738,000.00	0.00	6,738,000.00	6,738,000.00	0.00	0.00	0.00	6,738,000.00	2,612,396.72	0.00	0.00	0.00	2,612,396.72	2,182,449.97	0.00	0.00	0.00	2,182,449.97	0.00	0.00	3,225,603.28	0.00	336,646.73
Retirement and Life Insurance Premiums		6,738,000.00	0.00	6,738,000.00	6,738,000.00	0.00	0.00	0.00	6,738,000.00	2,612,396.72	0.00	0.00	0.00	2,612,396.72	2,182,449.97	0.00	0.00	0.00	2,182,449.97	0.00	0.00	3,225,603.28	0.00	336,646.73
GRAND TOTAL		171,406,000.00	0.00	171,406,000.00	171,406,000.00	0.00	0.00	0.00	171,406,000.00	31,691,398.85	0.00	0.00	0.00	31,691,398.85	23,010,430.00	0.00	0.00	0.00	23,010,430.00	0.00	0.00	137,715,045.16	0.00	661,621.55

Prepared by:

 MERCEDITA S. DE GUZMAN
 Acting Financial Clerk - Budget Division
 Fiscal Management and Budget Office

Prepared by:

 REICHELLE J. DEREZ
 Acting Accountant
 Fiscal Management and Budget Office

Certified Correct:

 IVY B. SILVA
 Acting Chief - Accounting Division
 Fiscal Management and Budget Office

Certified Correct:

 ANA LEAH G. SEVILLA
 Acting Assistant Chief - Budget Division
 Fiscal Management and Budget Office

Approved by:

 MARILYN DE JOYA
 Acting Chief Financial Officer
 Fiscal Management and Budget Office

SUMMARY OF APPROPRIATIONS, ALLOTMENTS, OBLIGATIONS, DISBURSEMENTS AND BALANCES BY OBJECT OF EXPENDITURES
As at the Quarter Ending March 31, 2024

Department : The Judiciary (JUD)
 Agency/Entity : Presidential Electoral Tribunal
 Operating Unit : < not applicable >
 Organization Code (UACS) : 23 002 000000
 Fund Cluster : 01 - Regular Agency Fund

	Current Year Appropriations
	Supplemental Appropriations
X	Continuing Appropriations

[e.g. UACS Fund Cluster: 01-Regular Agency Fund, 02-Foreign Assisted Projects Fund, 03-Special Account-Locally Funded/Domestic Grants Fund, and 04-Special Account-Foreign Assisted/Foreign Grants Fund]

Particulars	UACS CODE	Appropriations				Allotments				Obligations					Disbursements				Balances						
		Authorized Appropriations	Adjustments (Transfer To/From, Modifications, Amendments)	Adjusted Appropriations	Allotments		Adjustments (Reductions, Modifications, Augmentations)	Transfer To	Transfer From	Adjusted Allotments	1st Quarter Ending March 31	2nd Quarter Ending June 30	3rd Quarter Ending September 30	4th Quarter Ending December 31	Total	1st Quarter Ending March 31	2nd Quarter Ending June 30	3rd Quarter Ending September 30	4th Quarter Ending December 31	Total	Unsettled Funds		Unpaid Obligations (16-21)-(24-25)		
					SARO	Unobligated															Unreleased Appropriations 22*(6-11)	Unobligated Allotments 23*(11-18)	Due and Demandable 24	Not Yet Due and Demandable 25	
SUMMARY		0.00	0.00	0.00	0.00	2,887,381.14	0.00	0.00	0.00	2,887,381.14	214,478.00	0.00	0.00	0.00	214,478.00	214,478.00	0.00	0.00	0.00	0.00	214,478.00	0.00	2,652,903.05	0.00	0.00
Unobligated Allotment		0.00	0.00	0.00	0.00	2,887,381.14	0.00	0.00	0.00	2,887,381.14	214,478.00	0.00	0.00	0.00	214,478.00	214,478.00	0.00	0.00	0.00	0.00	214,478.00	0.00	2,652,903.05	0.00	0.00
AGENCY SPECIFIC BUDGET		0.00	0.00	0.00	0.00	2,887,381.14	0.00	0.00	0.00	2,887,381.14	214,478.00	0.00	0.00	0.00	214,478.00	214,478.00	0.00	0.00	0.00	0.00	214,478.00	0.00	2,652,903.05	0.00	0.00
Personnel Services		0.00	0.00	0.00	0.00	2,850,531.68	0.00	0.00	0.00	2,850,531.68	214,478.00	0.00	0.00	0.00	214,478.00	214,478.00	0.00	0.00	0.00	0.00	214,478.00	0.00	2,636,053.67	0.00	0.00
Personnel Benefit Contributions		0.00	0.00	0.00	0.00	388,832.85	0.00	0.00	0.00	388,832.85	0.00	0.00	0.00	0.00	0.00	0.00	0.00	0.00	0.00	0.00	0.00	0.00	350,022.85	0.00	0.00
Retirement and Life Insurance Premiums	5010301000	0.00	0.00	0.00	0.00	359,932.85	0.00	0.00	0.00	359,932.85	0.00	0.00	0.00	0.00	0.00	0.00	0.00	0.00	0.00	0.00	0.00	0.00	359,932.85	0.00	0.00
Other Personnel Benefits		0.00	0.00	0.00	0.00	2,490,698.83	0.00	0.00	0.00	2,490,698.83	214,478.00	0.00	0.00	0.00	214,478.00	214,478.00	0.00	0.00	0.00	0.00	214,478.00	0.00	2,276,120.72	0.00	0.00
Terminal Leave Benefits	5010403000	0.00	0.00	0.00	0.00	105,053.84	0.00	0.00	0.00	105,053.84	0.00	0.00	0.00	0.00	0.00	0.00	0.00	0.00	0.00	0.00	0.00	0.00	0.00	0.00	0.00
Terminal Leave Benefits - Civilians	5010403001	0.00	0.00	0.00	0.00	105,053.84	0.00	0.00	0.00	105,053.84	0.00	0.00	0.00	0.00	0.00	0.00	0.00	0.00	0.00	0.00	0.00	0.00	0.00	0.00	0.00
Other Personnel Benefits	5010403000	0.00	0.00	0.00	0.00	2,385,544.99	0.00	0.00	0.00	2,385,544.99	105,421.25	0.00	0.00	0.00	105,421.25	105,421.25	0.00	0.00	0.00	0.00	105,421.25	0.00	2,270,123.72	0.00	0.00
Lump-sum for Filing of Positions - Civilian	5010450001	0.00	0.00	0.00	0.00	2,281,544.97	0.00	0.00	0.00	2,281,544.97	105,421.25	0.00	0.00	0.00	105,421.25	105,421.25	0.00	0.00	0.00	0.00	105,421.25	0.00	2,074,123.72	0.00	0.00
Maintenance and Other Operating Expenses		0.00	0.00	0.00	0.00	16,849.46	0.00	0.00	0.00	16,849.46	0.00	0.00	0.00	0.00	0.00	0.00	0.00	0.00	0.00	0.00	0.00	0.00	16,849.46	0.00	0.00
Other Maintenance and Operating Expenses		0.00	0.00	0.00	0.00	16,849.46	0.00	0.00	0.00	16,849.46	0.00	0.00	0.00	0.00	0.00	0.00	0.00	0.00	0.00	0.00	0.00	0.00	16,849.46	0.00	0.00
Other Maintenance and Operating Expenses	5020660000	0.00	0.00	0.00	0.00	16,849.46	0.00	0.00	0.00	16,849.46	0.00	0.00	0.00	0.00	0.00	0.00	0.00	0.00	0.00	0.00	0.00	0.00	16,849.46	0.00	0.00
GRAND TOTAL		0.00	0.00	0.00	0.00	2,887,381.14	0.00	0.00	0.00	2,887,381.14	214,478.00	0.00	0.00	0.00	214,478.00	214,478.00	0.00	0.00	0.00	0.00	214,478.00	0.00	2,652,903.05	0.00	0.00

Prepared by:

 MERCEDESITA S. DE GUZMAN
 Acting Financial Clerk - Budget Division
 Fiscal Management and Budget Office

Prepared by:

 REICHELLE J. DEREZ
 Acting Accountant
 Fiscal Management and Budget Office

Certified Correct:

 ANA LEAH G. SEVILLA
 Acting Chief - Accounting Division
 Fiscal Management and Budget Office

Certified Correct:

 MARILYN DE JOYA
 Acting Assistant Chief - Budget Division
 Fiscal Management and Budget Office

Approved by:

 MARILYN DE JOYA
 Acting Chief - Finance Officer
 Fiscal Management and Budget Office